



aerospace
 climate control
 electromechanical
 filtration
 fluid & gas handling
 hydraulics
 pneumatics
 process control
 sealing & shielding



Industrial Hoses

Catalogue



ENGINEERING YOUR SUCCESS.

Detailed table of Contents

Alphabetical Index	IV
Index by Application	V
Partnumber Index	VI

Promotional pages

Global hose	14
GST II	14
E-Z Form	15
Jiffy	15
POLIAX range	16
New GAMBRINUS range	16
Polyurethane Lay Flat Hose	17
Cervino	17

Technical Handbook

Hose Selection Matrix	TH4
Hose Part Number Description	TH8
Parker Safety Guide	TH36



























































































Hose Technical Specification

 Oil & Fuel	A
 Automotive	B
 Air	C
 Gas	D
 Water	E
 Hot water & Steam	F
 Acid & Chemicals	G
 Material Handling	H
 Beverage & Food	I
 Ducting	J
 Multipurpose	K




































Alphabetical Index










































A	Page	E	Page	O	Page
AIRBRAKE DIN 74310	B8	ENOREX	I13	OILPRESS N/L 20	K12
AIRBRAKE SAE J 1402-A	B9	E-Z FORM GS	B5	OILPRESS N/L 30	K12
AIRTEMP 220	C7	E-Z FORM MP	K11	P	Page
APERFLAT MB	E9	F	Page	POLIAX D EN 12115	G5
APERFRUT 20	K15	FRUTPRESS	G10	POLIAX D EN 12115 LL	G4
APERFRUT 40	K15	FUCINO 10	E4	POLIAX D SM EN 12115	G6
APERFRUT 80	K15	FUCINO 20	E4	POLIAX UPE CON EN 12115	G7
APERSPIR	I12	G	Page	POLIAX UPE CON SM EN 12115	G8
ARCTIC-EDGE	K13	GAMBRINUS BLACK SM	I10	POLIAX UPE CON SM OND EN 12115	G9
ASPIREX	J4	GAMBRINUS BLUE	I6	PRESCORD N/R	E5
ASPIREX 140°	J5	GAMBRINUS BLUE SM	I7	PROPANPRESS EN ISO 3821 N/L 20	D7
ASPIREX PU/ANC	J6	GAMBRINUS RED	I8	PYTHON N/L	K7
AUTOGAS ECE 67/110 Class 2	B10	GAMBRINUS RED SM	I9	PYTHON NV/L	K8
AUTOGENE EN ISO 3821 NR/L - NB/L 20	D4	GAMBRINUS UPE EN 12115	I5	PYTHON NY/L	K9
B	Page	GASTRUCK EN 1762 D-M	A12	R	Page
BETON 80	H9	GST II Black 15	K4	RADIOR 10	B4
BEVERA 10	E7	GST II Black 20	K6	RADIOR 3 (coil)	F4
BIPRESS EN ISO 3821 B-R/L 20	D5	GST II Red 15	K5	RADIOR 3 (cut length)	F5
C	Page	I	Page	RADIOR DIN 6 (coils)	B6
CARBO G NW/L 10 - NB/R 10	D9	IDRO 10	E6	RADIOR DIN 6 (cut length)	B6
CARBOBLUE N/L 10	B14	INERPRESS EN ISO 3821 N/L 20	D6	RADIOR K 1003	F6
CARBOBLUE N/L 20	B14	INGLAS 30	F8	RAGUSA 4	A10
CARBOCORD EN 12115	A6	INTONACATRICI 40	H8	ROBUR GPL	A13
CARBOCORD EN ISO 7840 A1	B15	IR Irrigation PU Hose	E8	S	Page
CARBOPRESS EN ISO 7840 A1	B15	J	Page	SM TR 311	B17
CARBOPRESS D EN 1360/1	A11	JETCORD B ISO 1825	A14	T	Page
CARBOPRESS N/L 10	A4	JETCORD C ISO 1825	A15	TBE	B13
CARBOPRESS N/L 20	A4	JETCORD E ISO 1825	A16	TBSE	B12
CARBOPRESS SAE J 30 R7	B11	JETCORD F ISO 1825	A17	TE AS Antistatic PU Hose	K16
CARBURITE 10	A5	JETCORD XT/C	A18	TE Potable Water PU Hose	I14
CARBURITE EN ISO 7840 A1	B16	JIFFY	K14	THERMOPRESS 10	F7
CEMENT 713	H5	JUMBO	K10	TS Slurry PU Hose	K17
CEMENT SM	H6	L	Page	V	Page
CERGOM	H10	LIBECCIO EN ISO 3861	H4	VAPORE 164 EN ISO 6134 Type 1/A	F9
CERVINO EN 12115	A9	M	Page	VIBRACORD	H7
CHEMIOEL EN 12115	A7	MASKPRESS EN 14594 Class B	C8	VIGOR EN ISO 6134 Type 2/A	F10
CHEMIOEL EN 12115 OND	A8	MINIERA 10	C4	VIGOR NR EN ISO 6134 Type 2/A	F10
D	Page	MINIERA 20	C5	VINITRESS	I11
DIVER 100 EN 250	C9	MINIERA 40	C6		
DRINKPRESS 164	I4	MULTIGASPRESS EN ISO 3821 NRA/L 20	D8		
		MULTIREX	E10		

Index by Application

A – Oil & Fuel		D – Gas		H – Material Handling				
	CARBOPRESS N/L 10 - 20	A4		AUTOGENE EN ISO 3821 NR/L – NB/L 20	D4		LIBECCIO EN ISO 3861	H4
	CARBURITE 10	A5		BIPRESS EN ISO 3821 B-R/L 20	D5		CEMENT 713	H5
	CARBOCORD EN 12115	A6		INERPRESS EN ISO 3821 N/L 20	D6		CEMENT SM	H6
	CHEMIOEL EN 12115	A7		PROPANPRESS EN ISO 3821 N/L 20	D7		VIBRACORD	H7
	CHEMIOEL EN 12115 OND	A8		MULTIGASPRESS EN ISO 3821 NRA/L 20	D8		INTONACATRICI 40	H8
	CERVINO EN 12115	A9		CARBO G NW/L 10 – NB/R 10	D9		BETON 80	H9
	RAGUSA 4	A10					CERGOM	H10
	CARBOPRESS D EN 1360/1	A11	E – Water		Page	I – Beverage & Food		
	GASTRUCK EN 1762 D-M	A12		FUCINO 10 - 20	E4		DRINKPRESS 164	I4
	ROBUR GPL	A13		PRESCORD N/R - 10	E5		GAMBRINUS UPE EN 12115	I5
	JETCORD B ISO 1825	A14		IDRO 10	E6		GAMBRINUS BLUE	I6
	JETCORD C ISO 1825	A15		BEVERA 10	E7		GAMBRINUS BLUE SM	I7
	JETCORD E ISO 1825	A16		IR Irrigation PU Hose	E8		GAMBRINUS RED	I8
	JETCORD F ISO 1825	A17		APERFLAT MB	E9		GAMBRINUS RED SM	I9
	JETCORD XT/C	A18		MULTIREX	E10		GAMBRINUS RED SM	I9
B – Automotive & Boat		Page	F – Hot water & Steam		Page		GAMBRINUS BLACK SM	I10
	RADIOR 10	B4		RADIOR 3 (coil)	F4		VINITRESS	I11
	E-Z FORM GS	B5		RADIOR 3 (cut length)	F5		APERSPIR	I12
	RADIOR DIN 6 (coils)	B6		RADIOR K 1003	F6		ENOREX	I13
	RADIOR DIN 6 (cut length)	B7		THERMOPRESS 10	F7		TE Potable Water PU Hose	I14
	AIRBRAKE DIN 74310	B8		INGLAS 30	F8	J – Ducting		
	AIRBRAKE SAE J 1402-A	B9		VAPORE 164 EN ISO 6134 Type 1/A	F9		ASPIREX	J4
	AUTOGAS ECE 67/110 Class 2	B10		VIGOR EN ISO 6134 Type 2/A	F10		ASPIREX 140°	J5
	CARBOPRESS SAE J 30 R7	B11		VIGOR NR EN ISO 6134 Type 2/A	F10		ASPIREX PU/ANC	J6
	TBSE	B12	G – Acid & Chemicals		Page	K – Multipurpose		
	TBE	B13		POLIAX D EN 12115 LL	G4		GST II Black 15	K4
	CARBOBLUE N/L 10 - 20	B14		POLIAX D EN 12115	G5		GST II Red 15	K5
	CARBOPRESS EN ISO 7840 A1	B15		POLIAX D SM EN 12115	G6		GST II Black 20	K6
	CARBOCORD EN ISO 7840 A1	B16		POLIAX UPE CON EN 12115	G7		PYTHON N/L	K7
	CARBURITE EN ISO 7840 A1	B16		POLIAX UPE CON SM EN 12115	G8		PYTHON NV/L	K8
	SM TR 311	B17		POLIAX UPE CON SM OND EN 12115	G9		PYTHON NY/L	K9
C – Air		Page		FRUTPRESS	G10		JUMBO	K10
	MINIERA 10	C4	K – Multipurpose		Page		E-Z FORM MP	K11
	MINIERA 20	C5		OILPRESS N/L 20 - 30	K12		ARCTIC-EDGE	K13
	MINIERA 40	C6		JIFFY	K14		APERFRUT 20 - 40 - 80	K15
	AIRTEMP 220	C7		TE AS Antistatic PU Hose	K16		TS Slurry PU Hose	K17
	MASKPRESS EN 14594 Class B	C8						
	DIVER 100 EN 250	C9						

Partnumber Index

Partnumber (IH+6 digits)	Hose	page
IH110013	 TBE	B13
IH301121	 PRESCORD N/R - 10	E5
IH301140	 RADIOR 10	B4
IH301160	 PRESCORD N/R - 10	E5
IH301165	 JUMBO	K10
IH301350	 FRUTPRESS	G10
IH301360	 FRUTPRESS	G10
IH301400	 FRUTPRESS	G10
IH302400	 DRINKPRESS 164	I4
IH303101	 DIVER 100 EN 250	C9
	 MASKPRESS EN 14594 Class B	C8
IH303151	 AIRBRAKE DIN 74310	B8
	 AIRBRAKE SAE J 1402-A	B9
IH303512	 AIRBRAKE SAE J 1402-A	B9
	 PYTHON NV/L	K8
	 PYTHON NY/L	K9
IH304011	 BIPRESS EN ISO 3821 B-R/L 20	D5
IH304127	 AUTOGENE EN ISO 3821 NR/L - NB/L 20	D4
IH304128	 AUTOGENE EN ISO 3821 NR/L - NB/L 20	D4
IH304129	 AUTOGENE EN ISO 3821 NR/L - NB/L 20	D4
	 INERPRESS EN ISO 3821 N/L 20	D6
	 MULTIGASPRESS EN ISO 3821 NRA/L 20	D8
IH304132	 INERPRESS EN ISO 3821 N/L 20	D6
IH304134	 PROPANPRESS EN ISO 3821 N/L 20	D7
IH304136	 MULTIGASPRESS EN ISO 3821 NRA/L 20	D8
IH305010	 CARBOPRESS N/L 10 - 20	A4
IH305020	 CARBOPRESS N/L 10 - 20	A4
IH305024	 CARBOPRESS D EN 1360/1	A11
IH305100	 AUTOGAS ECE 67/110 Class 2	B10
IH305110	 CARBOPRESS CARBOCORD EN ISO 7840 A1	B15
	 CARBOPRESS N/L 10 - 20	A4
IH305120	 CARBOPRESS N/L 10 - 20	A4
IH305150	 CARBOBLUE N/L 10 - 20	B14
	 GASTRUCK EN 1762 D-M	A12
IH305515	 CARBOBLUE N/L 10 - 20	B14
IH305516	 CARBO G NW/L 10 - NB/R 10	D9
IH308101	 POLIAX D EN 12115 LL	G4
IH308313	 RADIOR K 1003	F6
IH308320	 OILPRESS N/L 20 - 30	K12
IH308361	 RADIOR DIN 6 (coils)	B6
	 RADIOR DIN 6 (cut length)	B7

Partnumber (IH+6 digits)	Hose	page
IH308710	 TBSE	B12
IH308724	 CARBOPRESS SAE J 30 R7	B11
IH350332	 VINITRESS	I11
IH350400	 APERFRUT 20 - 40 - 80	K15
IH350401	 APERFRUT 20 - 40 - 80	K15
IH350402	 APERFRUT 20 - 40 - 80	K15
IH355600	 ASPIREX	J4
IH355601	 ASPIREX	J4
IH355602	 ASPIREX	J4
IH355620	 ASPIREX	J4
IH355621	 ASPIREX	J4
IH355760	 ASPIREX PU/ANC	J6
IH355761	 ASPIREX PU/ANC	J6
IH355790	 ASPIREX 140°	J5
IH355791	 ASPIREX 140°	J5
IH356000	 MULTIREX	E10
IH356001	 MULTIREX	E10
IH356020	 MULTIREX	E10
IH356021	 MULTIREX	E10
IH356200	 ENOREX	I13
IH356201	 ENOREX	I13
IH356410	 APERSPIR	I12
IH356411	 APERSPIR	I12
IH356530	 APERFLAT MB	E9
IH356531	 APERFLAT MB	E9
IH356532	 APERFLAT MB	E9
IH362030	 IDRO 10	E6
IH362031	 IDRO 10	E6
IH362032	 FUCINO 10 - 20	E4
IH362110	 BEVERA 10	E7
IH362140	 BEVERA 10	E7
IH362422	 GAMBRINUS BLACK SM	I10
IH362423	 GAMBRINUS UPE EN 12115	I5
IH362424	 GAMBRINUS BLUE	I6
	 GAMBRINUS BLUE SM	I7
IH362425	 GAMBRINUS RED	I8
	 GAMBRINUS RED SM	I9
IH363411	 MINIERA 20	C5
IH363421	 MINIERA 10	C4
IH363460	 AIRTEMP 220	C7
IH363480	 MINIERA 40	C6

Partnumber (IH+6 digits)	Hose	page
IH363512	PYTHON N/L	K7
	PYTHON NV/L	K8
	PYTHON NY/L	K9
IH365205	GASTRUCK EN 1762 D-M	A12
	ROBUR GPL	A13
IH365211	CARBOPRESS D EN 1360/1	A11
IH365212	CARBOPRESS CARBOCORD EN ISO 7840 A1	B15
IH365223	CARBOCORD EN 12115	A6
IH365224	JETCORD XT/C	A18
IH365228	JETCORD B ISO 1825	A14
	JETCORD C ISO 1825	A15
	JETCORD XT/C	A18
IH365229	JETCORD C ISO 1825	A15
	JETCORD E ISO 1825	A16
	JETCORD F ISO 1825	A17
IH365300	CARBURITE 10	A5
	CARBURITE 10	A5
IH365302	CHEMIOEL EN 12115	A7
	CHEMIOEL EN 12115 OND	A8
IH365304	CERVINO EN 12115	A9
IH365305	CARBURITE EN ISO 7840 A1	B16
IH365310	CARBURITE 10	A5
IH365315	CARBURITE EN ISO 7840 A1	B16
IH365380	RAGUSA 4	A10
IH365381	RAGUSA 4	A10
IH368000	THERMOPRESS 10	F7
	VAPORE 164 EN ISO 6134 Type 1/A	F9
IH368017	VIGOR EN ISO 6134 Type 2/A	F10
IH368101	POLIAX D EN 12115	G5
	POLIAX D SM EN 12115	G6
IH368115	POLIAX UPE CON EN 12115	G7
	POLIAX UPE CON SM EN 12115	G8
	POLIAX UPE CON SM OND EN 12115	G9
IH368202	LIBECCIO EN ISO 3861	H4
IH368203	LIBECCIO EN ISO 3861	H4
IH368220	INTONACATRICI 40	H8
IH368222	CEMENT 713	H5
IH368270	BETON 80	H9
IH368290	CERGOM	H10
IH368300	RADIOR 3 (coils)	F4
	RADIOR 3 (cut length)	F5

Partnumber (IH+6 digits)	Hose	page
IH368301	RADIOR 3 (coil)	F4
IH368310	RADIOR 3 (coils)	F4
	RADIOR 3 (cut length)	F5
IH368313	RADIOR K 1003	F6
IH368361	RADIOR DIN 6 (coils)	B6
	RADIOR DIN 6 (cut length)	B7
IH368745	VIBRACORD	H7
IH369231	CEMENT SM	H6
IH369710	SM TR 311	B17
IH369741	SM TR 311	B17
IH423027	INGLAS 30	F8
IH7092	GST II Red 15	K5
IH7093	GST II Black 15	K4
	GST II Black 20	K6
IH7102	ARCTIC-EDGE	K13
IH7212	JIFFY	K14
IH7219	E-Z FORM MP	K11
IH7395	E-Z FORM GS	B5
IRidX200	IR Irrigation PU Hose	E8
TEidX200	TE Potable Water PU Hose	I14
TEidX250	TE AS Antistatic PU Hose	K16
TSidX300	TS Slurry PU Hose	K17

Parker Hannifin –

the global leader and your partner



Parker Hannifin is the world's leading diversified manufacturer of motion and control technologies and systems, providing precision-engineered solutions for a wide variety of mobile, industrial and aerospace markets. Our products are vital to virtually everything that moves or requires control, including the manufacture and processing of raw materials, durable goods, infrastructure development and all forms of transport.

Within Parker's eight operating groups, the company's engineering expertise spans the core motion technologies – electromechanical, hydraulic and pneumatic – with a full complement of fluid handling, filtration, sealing and shielding, climate control, process control and aerospace technologies. The leader in “dry technology” for the fluid power industry, Parker's Fluid Connectors Group is your single source for high-quality tube fittings, hose and hose fittings, thermoplas-

tic tubing, brass fittings and valves, quickdisconnect couplings and assembly tools. The Fluid Connectors Group serves customers in a broad range of markets, including Aerial Lift, Agriculture, Bulk Chemical Handling, Construction Machinery, Food & Beverage, Fuel & Gas Delivery, Industrial Machinery, Medical, Mining, Mobile, Oil & Gas and Transportation. Products are available for shipment 24 hours a day, supported by 49 manufacturing facilities throughout the world, a global distribution

network and 25 company-owned stocking service centers. Our commitment to you is impeccable customer service. To meet your specific requirements, we offer a broad range of programs designed to reduce your overall operating costs, streamline manufacturing, improve productivity, manage inventory, enhance delivery and address safety and environmental issues. For value-added services that generate value-added solutions, team up with Parker!

Parker Hannifin –

opportunity through innovation in the world's most demanding markets



Worldwide availability

With more than 60,000 employees serving over 465,000 customers in almost 50 countries, Parker is literally everywhere you need us to be. By working with us, you have access to an integrated network of 300+ manufacturing plants, as well as 13,000 distributors and MRO outlets, and over 2,000 ParkerStores™. That's the kind of global network global businesses demand.

Flexibility

As the world's motion control expert, Parker offers you a complete range of proven, off-the-shelf products. These products deliver exceptional quality and durability, reducing costs and advancing performance.

Innovation

It's what drives us. Our mandate for continuous improvement leads us to partner with our customers to create solutions that are smaller, lighter, sustainable, more energy efficient, and highly reliable.

Industrial Hose Products Europe – the market leader and your supplier of choice

Established in the 1948, IHPE is widely accepted as both a pioneer and market leader across many industries and markets. Our headquarters and engineering/manufacturing facilities are in Veniano, Italy, and our modern distribution center in Germany rapidly supplies products across Europe and the world. We supply a variety of hoses suitable for multiple media; standard hoses for traditional service as well as heavy duty hoses that provide superior resistance to abrasion, oils, chemicals, heat, flame and cold. We have the ability and expertise to safely handle either hazardous media in harsh environment and valuable and delicate media in protected environment.



The multifaced nature of our division – and our extensive product line – provide a number of possible solutions to a wide variety of application challenges in almost every industry.

From design, development and production to stocked inventory and shipment, we apply our know-how and passion to provide our customers with solid and efficacious solutions.

Our History of Experience

With our history of success and reputation as a world-class manufacturer of flexible rubber hose, we continue to pursue and develop technologies offering the best solution for every application. Recent activities includes: acquisition of Snap-Tite in Ireland, a leading manufacturer of polyurethane flat hoses, introduction of innovative products such as ultra-flexible E-Z Form hose, development of the breakthrough technology such as extremely

abrasion resistant Cergom material handling hose, and special application hoses Carboblue and Carboblue HW. The latter hoses are environmentally friendly, providing the required high grade of cleanliness for the SRC technology reducing NOx emission. Our success stories include a number of global OEMs and distributors across many diverse industries.

We contribute to short-and long-term customer profitability by maximizing value through premier product quality and service.

Capabilities

Our manufacturing process is supported by a highly qualified and experienced engineering staff and efficient production equipment. Deployment of these resources ensures precision control of the manufacturing process and materials, as well as the ability to create new design idea and implement solution. With the addition of Snap-Tite we have augmented our rubber and PVC capabilities with polyurethane flat hose enriching our product portfolio and gaining access to additional markets.

Production line	ID min (mm)	ID max (mm)
Long Length	3	38
Mandrel Made	13	200
Snap-Tite	32	150
PVC	5	300

Quality

Parker is a company which operates in compliance with the quality system laid down by the UNI EN ISO 9001 and 14001 standard, certified by Det Norske Veritas.

More and more Parker industrial hoses are certified by the main international certification bodies such as: RINA, Cerisie, DNV, TÜV Rheinland, Lloyd's Register etc.



Ecology



Caring for and ensuring the sustainability of the planet is our intention; we therefore develop and improve hoses for alternative fuels like gas, natural oils, ester oils etc. for environmentally-friendly technologies such as the new SCR one.

Parker developed nitrosamine-free compounds to improve the quality of life and of the environment.

We are doing more for our customers than ever before. Globally, we have localized service to provide fast, hassle-free responses and on-site support.

We're staying close to our customers and integrating systems to help them become more profitable. We are committed to delivering our highly engineered products on-time, on-promise.


Compounds

Our R&D team invests significant resources in the development of new and improved rubber compounds. The recipes are formulated according to the final

application of the hose, guaranteeing the utmost performance of the inner tube and cover. An efficient technical center makes it possible to test and study the properties and

behavior of different ingredients in order to identify and solve possible critical problems. All aspects of compounds development and production – from design to testing to manufacturing – are constantly in compliance with main relevant international standards.

Modern testing equipment allows us to check the product during any stage of the process.



Service – Helpdesk

An expert team of sales and customer service specialists are at your disposal, assuring proficient support and appropriate problem solving resources. Parker provides personal sales and technical support through local branch sales representatives as well as regional industrial hose sales specialists, product sales managers and engineers. We care about your business and seek to develop a close relationship with you.



Applications and Markets –

whatever application you have, we have the best solution for you



Oil & Fuel

Selection of hoses to safely dispense and transfer a variety of fuels and oils in compliance with relevant international standards.



Automotive

Highly engineered components for the automotive industry to convey air, coolants and fuels ensuring performance, reliability and safety.



Air

Suitable for a wide range of industrial applications, including the most demanding ones such as compressed air and breathing air supply.



Gas

Specific hose constructions for safe and secure handling of potentially hazardous gases in different application: welding, domestic consumption, industrial appliances.




Water

Wide range of sizes to convey or transfer water and mild chemicals solutions in agriculture or general industrial applications; for pressure and/or vacuum; not for aggressive chemicals.



Hot Water & Steam

Clean and heat with the utmost reliability and safety.



Acid & Chemical

Hoses manufactured with state-of-the-art compounds according to European standards to transfer chemicals, corrosive products and additives in mobile or fixed installations.



Material Handling

Abrasion resistant inner tube and cover primarily recommended for the construction industry but also for special heavy duty service in recycling, power generation and mineral handling applications.




Beverage & Food

Wide range of sizes specifically designed for food & beverage industry to efficiently and safely convey all foodstuff without contamination.



Ducting

Hoses suitable for suction of air, dust and fumes even at high temperatures or containing abrasive materials



Multipurpose

Versatile hoses designed to resist to different media without compromising performance.

Global Hose

Same hose, same performance, same features, same availability everywhere




Our Global Hose Program consists of a worldwide network of Parker manufacturing facilities and distribution centers that assure consistent Parker quality while providing the flexibility to satisfy peaks of customer demand. The synergy among Industrial hose divisions around the world is one of our primary strength and an value-added support for our customers. Parker global hoses are suitable for OEMs and MRO channels, for diverse application across multiple industries and markets.

GST® II

Multiple applications, multiple pressures, multiple benefits. When a general purpose hose can generate particular operative benefits.

GST® II hose is a versatile general purpose hose designed to handle air, mild chemicals and water. The Special EPDM inner tube is compatible with light oil mists found in air tool lubricating systems. The multiple plies of textile reinforcement provide flexibility while assure a very high safety factor of 4:1. The cover is resistant to abrasion, heat and ozone. Both tube and cover compound are nitrosamine-free to sustain the environment.



For more information about GST® II please refer to pages K4 - K6

E-Z Form Hose

Kink-free E-Z Form™ Hose
Eliminates the Need for Pre-formed Hose



E-Z Form hose provides extreme flexibility for easy and quick installation of coolant, water and oil suction/return lines on mobile and industrial equipment. Available in multiple incremental sizes, E-Z Form hose reduces installation time, eliminates the need for costly made-to-order pre-formed hose and provides rapid delivery from stock without requiring dedicated inventory.

JIFFY™

Push-On Multipurpose Oil resistant and flame resistant hose.

Series 7212 is a versatile multi-purpose push-on hose designed to handle air, mild chemicals, water, oil, and refined fuels such as biodiesel (to B20 in dedicated service), diesel, ethanol and gasoline. The hose construction incorporates a silicone-free tube that does not contaminate air powered paint spray systems. The braided textile reinforcement provides kink resistance and superior coupling retention—push-on couplings do not require bands, clamps or special tools for installation. The flame resistant cover meets MSHA requirements, is resistant to oil and weathering.



POLIAX range

Hoses manufactured with state-of-the-art compounds according to European standards to transfer chemicals, corrosive products and additives in mobile or fixed installations.

Extreme chemical transfer applications do not scare us; on the contrary it is part of our mission and a commitment. Our Poliax product line inhibits the contamination of the environment and guarantees the integrity of the media conveyed. The hose meets or exceeds EN 12115 specifications. We have multiple construction typologies to suits as many needs as possible as well as the new Long Length range in smaller diameters. The corrugated version offers additional flexibility

and it is easy to handle in case of routing constraints or manual operations. Due to many different media combinations of acids, solvents, alkalis - and an infinite variety of possible combinations - we recommend to utilize the STAMP approach and always consult our chemical compatibility chart to select the most appropriate hose. If there are any doubts or question, contact a Parker engineer.

For more information about the POLIAX range please refer to chapter G (Acid & Chemicals)



New GAMBRINUS range

Rubber and PVC hose range specifically designed for food & beverage industry to efficiently and safely convey all foodstuff while preserving products features and consumer health.



For more information about the new GAMBRINUS range please refer to pages I6 - I10

The program includes specific alimentary hoses to withstand and preserve different typologies of foodstuff during the collecting, transport, processing and packing phases. Produced on dedicated lines using stainless steel mandrels, our compounds are resistant to cleaning and sterilization to guarantee utmost cleanliness and hygienic standard. The original GAMBRINUS offering has quadrupled its scope: Blue, Red, Black and UPE lines are designed to fit specific products features.

The appropriate manufacturing and performance standards are certified by compliance with main European and International norms and specs such as EN1935, BfR XXI, FDA. We also offer Stainless Steel Fittings capabilities – with permanently crimping ferrule or safety/bolt clamps – providing solutions to the most demanding applications in process plants. Our offering is supplemented with PVC hoses that offer an alternative to rubber where lighter weight is preferred.

Polyurethane lay flat hose

Rugged Constructions for diverse applications



Parker Snap-tite polyurethane lay flat hose provides compact, durable, lightweight water and multipurpose service in agricultural, construction, general industrial and mining applications. The hose offers superior value due to its robust design, rugged materials, compatibility with multiple media and versatility across many applications.


For more information about Polyurethane lay flat hose please refer to pages E8, I14, K16, K17

Traditional PVC lay flat hose incorporates spiral reinforcement sandwiched between stiff layers of PVC, whereas Parker Snap-tite hose features a strong circular woven reinforcement that allows the polyurethane to be extruded through-the-weave, fully encapsulating the textile reinforcement. The strong yet pliable hose wall resists abrasion, cracking, puncturing, and degradation from oil, ozone, petrochemicals, ultraviolet light and weathering. The design and materials promote strong adhesions between the hose components, resulting in exceptional performance and service life.

CERVINO

Large bore Oil & Fuel hose for outdoor application at low temperature conditions starting from -40 °C

Parker CERVINO is designed for suction and delivery of mineral oils and fuels. The special compound makes the hose ideal for outdoor applications when low temperature conditions are encountered e.g. wind power generation, processing industry, off shore, mining and off highway mobile equipment. CERVINO maintains its flexibility and tight bend radius even at -40 °C temperatures. The special heavy duty cover compound guarantees an elevated resistance to the abrasion for severe applications. CERVINO is available also as complete hose assemblies due to the new large bore crimping capability with standard fittings 48 series.



For more information about CERVINO please refer to page A9



aerospace
climate control
electromechanical
filtration
fluid & gas handling
hydraulics
pneumatics
process control
sealing & shielding



Industrial Hoses

Technical Handbook



ENGINEERING YOUR SUCCESS.

Technical Handbook

Technical Handbook	TH3
Hose Selection Matrix	TH4
Rubber Hose Construction	TH6
PVC-PU Hose Construction	TH7
Hose Part Number Description	TH8
Conversion Chart	TH9
Before you spec it, STAMP it.	TH10 – TH11
Standards	TH12
Guidelines to the Use and Cleaning of Food Rubber Hose	TH13
Oil and Fuel Compatibility	TH14
Conductive Value Table	TH15
Properties of Basic Rubber Compounds	TH16
Chemical Resistance Table	TH17 – TH32
Chemical Resistance Guide for PU Flat Hose	TH33
Rubber Hose Dimensional Tolerances – According to norms	TH34
PVC Hose Dimensional Tolerances	TH35
Parker Safety Guide	TH36 – TH39
Critical Applications	TH40 – TH43

Hose Selection Matrix

Hose	ID Range (mm)	Temp. Range (°C)	Application	Tube	Reinforcement	Cover	WP (bar)	Safety factor	Suction	Industry standard	Page
Oil & Fuel											
CARBOPRESS N/L 10	5 - 25	-25 / +80	fuel, oil, petrol aromatic < 50 %	NBR	textile	NBR/EPDM	10	3			A4
CARBOPRESS N/L 20	6 - 25	-25 / +80	fuel, oil, petrol aromatic < 50 %	NBR	textile	NBR/EPDM	20	3			A4
CARBURITE 10	19 - 150	-25 / +80	fuel, oil, petrol aromatic < 50 %	NBR	textile	NBR/SBR	10	3	yes		A5
CARBOCOORD EN 12115	19 - 100	-25 / +80	fuel, oil, petrol aromatic < 50 %	NBR	textile + copper wires	NBR/SBR	16	4		EN 12115	A6
CHEMIOEL EN 12115	19 - 100	-25 / +80	fuel, oil, petrol aromatic < 50 %	NBR	textile + copper wires	NBR/SBR	16	4	yes	EN 12115	A7
CHEMIOEL EN 12115 OND	19 - 100	-25 / +80	fuel, oil, petrol aromatic < 50 %	NBR	textile + copper wires	NBR/SBR	10	4	yes	EN 12115	A8
CERVINO EN 12115	50 - 100	-40 / +80	fuel, oil, petrol aromatic < 50 %	NBR	textile + copper wires	NBR/SBR	16	4	yes	EN 12115	A9
CARBOPRESS D EN 1360/1	16 - 25	-25 / +55	petrol pumps	NBR	textile + copper wires	CR	16	4		EN 1360/1	A11
RAGUSA 4	38 - 100	-25 / +80	fuel, oil, petrol aromatic < 50 %	NBR	textile + copper wires	NBR/SBR	16	4	yes		A10
GASTRUCK EN 1762 D-M	13 - 50	-30 / +70	LPG/ CNG load tankers	NBR	textile + copper wires	NBR/SBR	25	4		EN 1762	A12
ROBUR GPL	6.5 - 51	-30 / +70	LPG/ CNG load & unload tankers	NBR	steel wire	SBR/OR	25	10			A13
JETCORD B ISO 1825	25 - 100	-40 / +70	aircraft refuelling	NBR	textile + copper wires	CR	20	4		EN ISO 1825 Type B	A14
JETCORD C ISO 1825	25 - 100	-40 / +70	aircraft refuelling	NBR	textile	CR	20	4		EN ISO 1825 Type C	A15
JETCORD E ISO 1825	25 - 100	-40 / +70	aircraft refuelling	NBR	textile	CR	20	4	yes	EN ISO 1825 Type E	A16
JETCORD F ISO 1825	25 - 100	-40 / +70	aircraft refuelling	NBR	textile	CR	20	4	yes	EN ISO 1825 Type F	A17
JETCORD XT/C	25 - 100	-40 / +70	aircraft refuelling	NBR	textile	CR	20	4		API 1529 Type C - Grade 2	A18
Automotive & Boat											
RADIOR 10	7 - 15	-30 / +100	cooling line system	EPDM	textile	EPDM	10	3			B4
E-Z FROM GS	13 - 100	-40 / +125	high flexible hose for coolant line system	EPDM	textile	EPDM	5	4	yes	SAE J 20R2 - D1	B5
RADIOR DIN 6	10 - 50	-40 / +125	cooling line system	EPDM	textile	EPDM	6	3			B6 - B7
AIRBRAKE DIN 74310	7 - 15	-40 / +70	braking system	EPDM	textile	EPDM	10	4		DIN 74310	B8
AIRBRAKE SAE J 1402-A	9.5 - 15.9	-40 / +93	braking system	NBR/SBR	textile	EPDM	10	4		SAE J 1402-A	B9
CARBOPRESS SAE J 30 R7 N/L	4 - 12.7	-40 / +125	car & motorbike fuel system	NBR	textile	CR	10	4		SAE 30 R7	B11
TBSE	4 - 10	-30 / +100	car & motorbike fuel system	NBR	textile	NBR/EPDM	10	3			B12
TBE	3 - 7.5	-20 / +90	car & motorbike fuel system	NBR	textile	NBR	10	3			B13
AUTOGAS ECE 67/110 Class2	4 - 19	-25 / +120	LPG/ CNG engines	NBR	textile	CSM	4.5	4		EOE 67/110	B10
CARBOBLUE N/L 10	16 - 25	-40 / +100	nox reducing system	EPDM	textile	EPDM	10	3			B14
CARBOBLUE N/L 20	4 - 25	-40 / +100	nox reducing system	EPDM	textile	EPDM	20	3			B14
CARBOPRESS EN ISO 7840 A1	5 - 25	-20 / +100	boat fuel system	NBR	textile	NBR/SBR	3.4	8		EN ISO 7840 A1	B15
CARBOCOORD EN ISO 7840 A1	38 - 50	-20 / +100	boat fuel system	NBR	textile	NBR/SBR	2.5	8		EN ISO 7840 A1	B15
CARBURITE EN ISO 7840 A1	19 - 60	-20 / +100	boat fuel system	NBR	textile	NBR/SBR	2.5	8	yes	EN ISO 7840 A1	B16
SM/TR 311	19 - 150	-20 / +100	coolant line	NBR	textile	NBR/SBR	3	6.5	yes	EN ISO 7840 A1	B17
Air											
MINIERA 10	25 - 102	-30 / +80	compressed air, non aggressive liquids	SBR	textile	SBR	10	3			C4
MINIERA 20	19 - 100	-30 / +80	compressed air, non aggressive liquids	SBR	textile	SBR	20	3			C5
MINIERA 40	13 - 51	-40 / +100	mine & quarries for long lasting service	NBR	steel wire	SBR/OR	40	4			C6
AIRTEMP 220	51 - 80	-40 / +220	hot air for compressors and pneumatic sys.	EPR	textile	EPDM	10	3			C7
MASKPRESS EN 14594 Class B N/L 100	9.5	-30 / +80	breathing system	NBR	textile	NBR	10	10		EN 14594 Class B	C8
DIVER 100 EN 250 N/L	6.3 - 8	-30 / +80	breathing system	EPDM	textile	EPDM	35	4		EN 250	C9
AUTOGENE EN ISO 3821 NR/L - NB/L 20	6.3 - 10	-25 / +80	welding process	SBR	textile	SBR/EPDM	20	3		EN ISO 3821	D4
BIPRESS EN ISO 3821 B-R/L 20	6.3 - 10	-25 / +80	welding process	SBR	textile	SBR/EPDM	20	3		EN ISO 3821	D5
INERPRESS EN ISO 3821 N/L 20	6.3 - 10	-25 / +80	inert gas delivery	NBR	textile	SBR/EPDM	20	3		EN ISO 3821	D6
PROPANPRESS EN ISO 3821 N/L 20	6.3 - 10	-30 / +70	propan gas delivery	NBR	textile	NBR/PVC	20	3		EN ISO 3821	D7
MULTIGASPRESS EN ISO 3821 NRA/L 20	6.3 - 16	-25 / +70	various gas delivery	NBR	textile	NBR/PVC	20	3		EN ISO 3821	D8
CARBO G NBR 10	8	-20 / +90	household appliances	NBR	textile	SBR/EPDM	10	3		UNI CIG 7140	D9
CARBO G NML 10	13	-20 / +90	household appliances	NBR	textile	SBR/EPDM	10	3		UNI CIG 7140	D9
Gas											
FUCINO 10	25 - 100	-30 / +80	water, non aggressive liquids	SBR	textile	SBR	10	3			E4
FUCINO 20	50 - 120	-30 / +80	water, non aggressive liquids	SBR	textile	SBR	20	3			E4
PRESSCOORD N/R 10	8 - 25	-30 / +80	water, non aggressive liquids	SBR	textile	SBR/EPDM	10	3			E5
IDFO 10	25 - 110	-30 / +80	water, non aggressive liquids	SBR	textile	SBR	10	3			E6
BEVERA 10	19 - 203	-30 / +80	water, non aggressive liquids	SBR	textile	SBR	10	3	yes		E7
IR Irrigation PU Hose	51 - 150	-40 / +80	irrigation and water transfert	PU	textile	PU	20	2			E8
APEERFLAT MB	25 - 200	-15 / +60	water, non aggressive liquids	PVC	textile	PVC	8	4			E9
MULTITREX	19 - 150	-10 / +60	water, non aggressive liquids	PVC	PVC wire	PVC	7	3	yes		E10
Water											

Hose	ID Range (mm)	Temp. Range (°C)	Application	Tube	Reinforcement	Cover	WP (bar)	Safety factor	Suction	Industry standard	Page
Hot water & Steam											
RADIOR3	10 - 100	-40 / +100	cooling line system	EPDM	textile	EPDM	3	3			F4 - F5
RADIORK 1003	12 - 65	-40 / +100	cooling line system	NBR	textile	CR	5	3			F6
THERMOPRESS 10	12 - 60	-40 / +100	cooling line and hot water	EPDM	textile	EPDM	10	4			F7
INGLAS 30	10 - 85	-10 / +120	fourties cooling system	EPDM	textile	EPDM	10	3			F8
VAPORE 164 EN ISO 6134 Type 1/A	10 - 51	-40 / +164	steam industrial application	EPDM	textile	EPDM	6	10		EN ISO 6134 Type 1/A	F9
VIGOR EN ISO 6134 Type 2/A	13 - 51	-40 / +210	steam industrial application	IIR	textile	IIR/EPDM	18	10		EN ISO 6134 Type 2/A	F10
VIGOR NREN ISO 6134 Type 2/A	13 - 51	-40 / +210	steam industrial application	IIR	textile	IIR/EPDM	18	10		EN ISO 6134 Type 2/A	F10
Acid & Chemicals											
POLIAJ DEN12115 LL	13 - 25	-35 / +100	chemical resistance table	EPM	textile + copper wires	EPDM	16	4		EN 12115	G4
POLIAJ DEN 12115	19 - 100	-35 / +100	chemical resistance table	EPM	textile + copper wires	EPDM	16	4		EN 12115	G5
POLIAJ D SM EN 12115	19 - 100	-35 / +100	chemical resistance table	EPM	textile + copper wires	EPDM	16	4		EN 12115	G6
POLIAJ UPE CON EN 12115	19 - 100	-20 / +100	chemical resistance table	UHMWPE	textile + copper wires	EPDM	16	4	yes	EN 12115	G7
POLIAJ UPE CON SM EN 12115	19 - 100	-20 / +100	chemical resistance table	UHMWPE	textile + copper wires	EPDM	16	4	yes	EN 12115	G8
POLIAJ UPE CON SM EN 12115 OND	19 - 100	-20 / +100	chemical resistance table	UHMWPE	textile + copper wires	EPDM	16	4	yes	EN 12115	G9
FRUITPRESS N/L 50	10 - 16	-20 / +80	agricultural spray	NBR	textile	EPDM/NBR	50	3			G10
FRUITPRESS N/L 100	10 - 13	-20 / +80	agricultural spray	NBR	textile	EPDM/NBR	100	3			G10
Material Handling											
LIBECCIO EN ISO 3861	19 - 100	-30 / +70	wet abd dry sand and cement	BR/NR	textile	SBR/NBR	10	4		EN ISO 3861	H4
CEMENT 713 10	50 - 100	-30 / +70	wet abd dry sand and cement	BR/NR	textile + copper wires	SBR	10	3			H5
CEMENT SM 10	50 - 125	-30 / +70	wet abd dry sand and cement	BR/NR	textile	SBR	10	3	yes		H6
VIBRACORD 10	25 - 30	-20 / +80	pneumatic vibrators for concrete	SBR	textile	SBR	10	3			H7
INTONACATRICI 40	25 - 65	-30 / +70	wet abd dry sand and cement	BR/NR	textile	SBR	40	3			H8
BETON 80	51 - 125	-40 / +70	high pressure concrete pumping	NR/SBR	steel wire	NR/SBR	80	2.5			H9
CERGOM	25 - 200	-30 / +70	high abrasive materials	CERAMIC	textile + copper wires	SBR/NBR	6	3	yes		H10
Beverage & Food											
DRINKPRESS 164	10 - 25	-20 / +164	food & beverage and steam	NBR	textile	NBR/PVC	20	3		DM 21/03/73 - FDA	I4
GAMBRINUS UPE WB SM EN12115	19 - 100	-15 / +100	food & beverage	UHMWPE	textile + copper wires	EPDM	16	4	yes	*EN 12115 - FDA - DM	I5
GAMBRINUS BLUE 10	19 - 100	-40 / +80	fatty food & beverage	NBR	textile	NBR	10	3		* BFR - DM - FDA - EC	I6
GAMBRINUS BLUE SM 10	19 - 100	-40 / +80	fatty food & beverage	NBR	textile	NBR	10	3	yes	* BFR - DM - FDA - EC	I7
GAMBRINUS RED 10	19 - 63.5	-40 / +120	wine and soft drinks food & beverage	EPDM	textile	EPDM	10	3	yes	* BFR - DM - FDA - EC	I8
GAMBRINUS RED SM 10	19 - 100	-40 / +120	wine and soft drinks food & beverage	EPDM	textile	EPDM	10	3	yes	* BFR - DM - FDA - EC	I9
GAMBRINUS BLACK SM 10	50 - 100	-40 / +80	abrasive food	NR/SBR	textile	NR/SBR	10	3	yes	* BFR - DM - FDA - EC	I10
VINITRESS	6 - 50	-20 / +60	food & beverage	PVC	textile	PVC	20	3		EC 90/128 CLASS A-B-C	I11
APERSPIR	10 - 150	-10 / +60	food & beverage	PVC	steel wire	PVC	12	3	yes	EC 90/128 CLASS A-B-C	I12
ENOREX	25 - 150	-25 / +60	wine and soft drinks food & beverage	PVC	PVC wire	PVC	10	3	yes	EC 1935:2004 CLASS A-B-C	I13
TE Potable Water PU Hose	32 - 150	-40 / +80	potable water transfer	PU	textile	PU	20	2		WRAS - DWI - NSF 61	I14
ASPIREX	20 - 250	-15 / +60	suction equipment	PVC	PVC wire	PVC	-	-	yes		J4
ASPIREX 140 °C	40 - 150	-40 / +140	suction equipment	SANTOPRENE	steel wire	PVC	-	-	yes		J5
ASPIREX PU/ANC	38 - 100	-25 / +85	suction equipment	PU	PVC and copper wire	PVC	-	-	yes		J6
Ducting											
GST II 15 BAR N/L	5 - 38	-40 / +100	compressed air, non aggressive liquids	EPDM	textile	EPDM	15	4			K4
GST II 15 BAR NR/L	6.5 - 38	-40 / +100	compressed air, non aggressive liquids	EPDM	textile	EPDM	15	4			K5
GST II 20 BAR N/L	6.5 - 25	-40 / +100	compressed air, non aggressive liquids	EPDM	textile	EPDM	20	4			K6
PYTHON N/L 20	10 - 50	-40 / +120	multipurpose	EPDM	textile	EPDM	20	3			K7
PYTHON N/L 20	10 - 50	-40 / +120	multipurpose	EPDM	textile	EPDM	20	3			K8
PYTHON N/L 30	6 - 100	-40 / +120	multipurpose	EPDM	textile	EPDM	30	3			K9
JUMBO N/L	13 - 25	-40 / +120	multipurpose	EPDM	textile	EPDM	20	3			K10
E-Z FROM MP	13 - 75	-34 / +120	high flexible hose for multipurpose	CR	textile	CR	5	4	yes		K11
OILPRESS N/L 20	6 - 25	-30 / +100	multipurpose	NBR	textile	CR	20	3			K12
OILPRESS N/L 30	6 - 25	-30 / +100	multipurpose	NBR	textile	CR	20	3			K12
ARCTIC EDGE	9.5 - 38	-57 / +100	low temperature multipurpose	NBR	textile + copper wires	CR	20	4			K13
JIFFY	6.5 - 19	-40 / +100	multipurpose	NBR	textile	CR	20	4		MSHA approved	K14
APERFRUIT 20	8 - 19	-15 / +60	agricultural spray	PVC	textile	PVC	20	4			K15
APERFRUIT 40	8 - 13	-15 / +60	agricultural spray	PVC	textile	PVC	40	3			K15
APERFRUIT 80	8 - 13	-15 / +60	agricultural spray	PVC	textile	PVC	80	2.5			K15
TE AS Antistatic PU Hose	32 - 51	-40 / +80	multipurpose	PU	textile + copper wires	PU	20	2			K16
TS Slurry PU Hose	90 - 125	-40 / +80	slurry transfer	PU	textile	PU	10	3			K17

* BFR Class2 - DM 21/03/73 - FDA title21 - EC 1935/2004 ** EN 12115 - FDA title21 - DM 21/03/73 - DM 220.26/04/93



Rubber Hose Construction



Tube

It is the innermost rubber or plastic element of the hose. Must be resistant to the materials it is intended to convey. The characteristics of the rubber or plastic compound and the thickness of the tube depend on the service in which the hose will be used.

Reinforcement

Can be textile, plastic or metal, alone or in combination, built into the body of the hose to withstand internal pressures, external forces or combination

Cover

It is the outer element and can be made of rubber, plastic or textile materials. The function of the cover is to protect the hose from damage and environment.



Long Length (LL)

Production method:

Seamless extruded hoses without or on flexible mandrel and eventually white lead vulcanization with synthetic textile yarn reinforcement for standard production up to 100 m and internal diameter up to I.D. 35 mm.



Mandrel Made (MM)

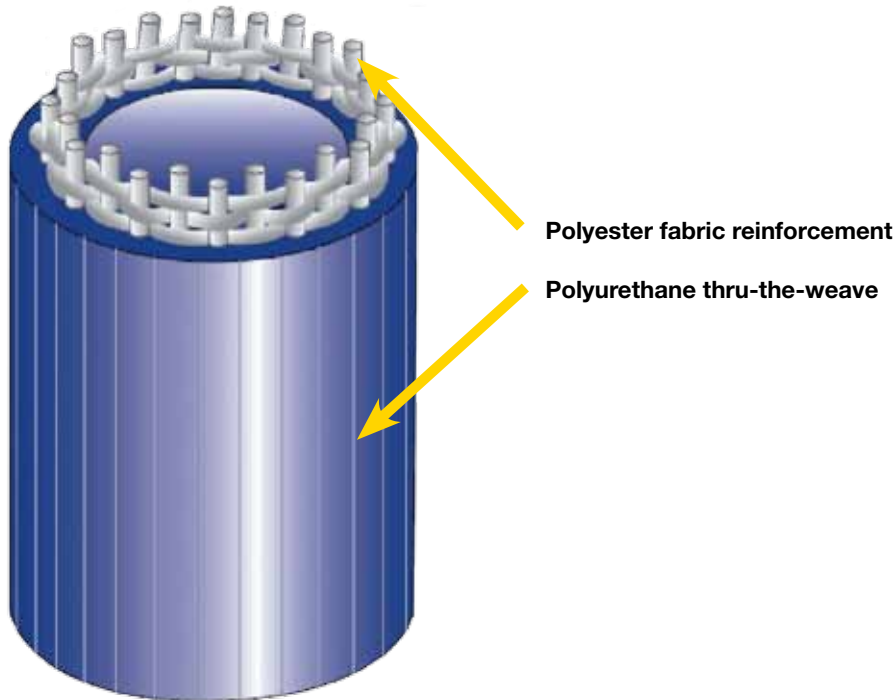
Production method:

Hose produced on a rigid mandrel with a reinforcement of textile fabrics or steel braids, with or without steel wire helix, for standard production length up to 40 m and internal diameter range from I.D. 19 mm to I.D. 200 mm.

PVC-PU Hose Construction

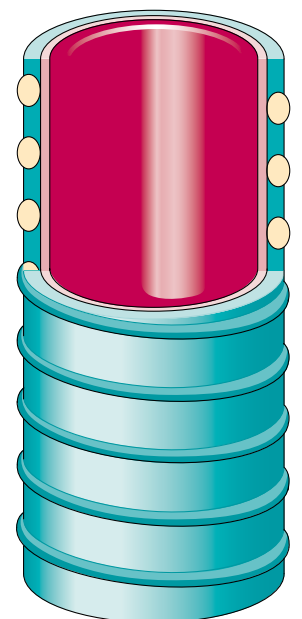
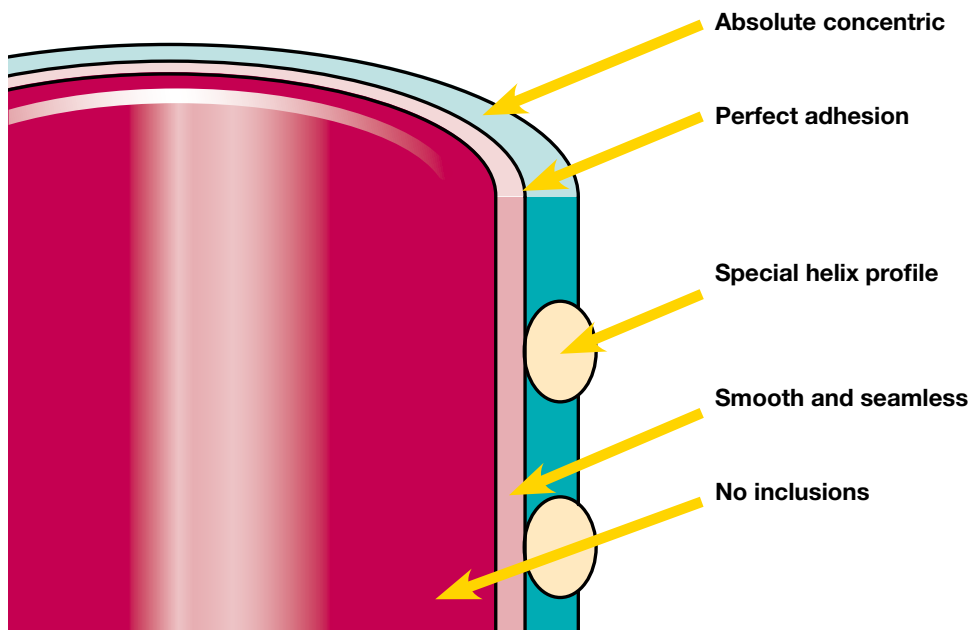
PU Lay Flat Hose

The hose is manufactured of circular woven polyester fabric completely encapsulated by polyurethane elastomer that is forced through-the-weave



PVC-PU CONSTRUCTION

Flexible hose having a rigid PVC spiral or a steel wire reinforcement spiral embedded in a PVC wall.



Hose Part Number Description

IH35.... → PVC or PVC-PU Hose



IH30.... → Long Length Rubber Hose



IH36.... → Mandrel made Rubber Hose



IH42.... → Mandrel made Rubber Hose

IH7.... → Global Hose Series



Example

IH35562019/50 → PVC or PVC-PU Hose

IH35562019/50 → PVC or PVC-PU Hose, length 50 m

IH35562019/0 → PVC or PVC-PU Hose, length: variable

Lay Flat PU Hose



IR Irrigation Hose

TS..... Slurry Hose

TE.....PW Potable Water Hose

TE.....AS Antistatic version

Hose to be ordered in coils.

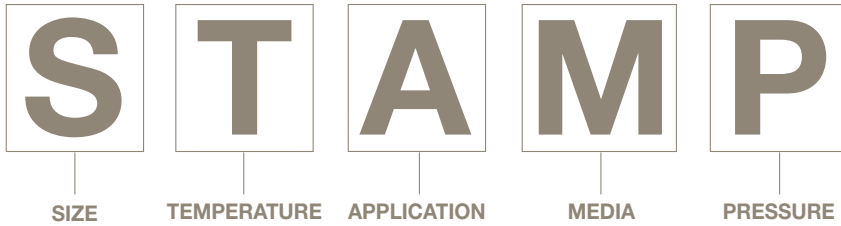
Conversion Chart

	Unit	Base Unit	Conversion Unit	Factor
Length	1 inch	in	mm	25,4
	1 millimetre	mm	in	0,03934
	1 foot	ft	m	0,3048
	1 metre	m	ft	3,28084
Area	1 square-inch	sq in	cm ²	6,4516
	1 square-centimetre	cm ²	sq in	0,1550
	1 gallon (UK)	gal	l	4,54596
Volume	1 litre	l	gal (UK)	0,219976
	1 gallon (US)	gal	l	3,78533
	1 litre	l	gal (US)	0,264177
Weight	1 pound	lb	kg	0,453592
	1 kilogramme	kg	lb	2,204622
Torque	1 pound foot	lb • ft	kg • m	1,488164
	1 newton metre	kg • m	lb • ft	0,671969
	1 pound per square inch	psi	bar	0,06895
	1 bar	bar	psi	14,5035
	1 pound per square inch	psi	MPa	0,006895
Pressure	1 mega pascal	MPa	psi	145,035
	1 kilo pascal	kPa	bar	0,01
	1 bar	bar	kPa	100
	1 mega pascal	MPa	bar	10
	1 bar	bar	MPa	0,1
Velocity	1 foot per second	ft / s	m / s	0,3048
	1 metre per second	m / s	ft / s	3,28084
	1 gallon per minute (UK)	gal / min.	l / min.	4,54596
Flow rate	1 litre per minute	l / min.	gal / min. (UK)	0,219976
	1 gallon per minute (US)	gal / min.	l / min.	3,78533
	1 litre per minute	l / min.	gal / min. (US)	0,264178
Temperature	Fahrenheit degree	°F	°C	$5/9 \cdot (°F - 32)$
	Celsius degree	°C	°F	$°C \cdot (9 / 5) + 32$

(UK) Unit of United Kingdom

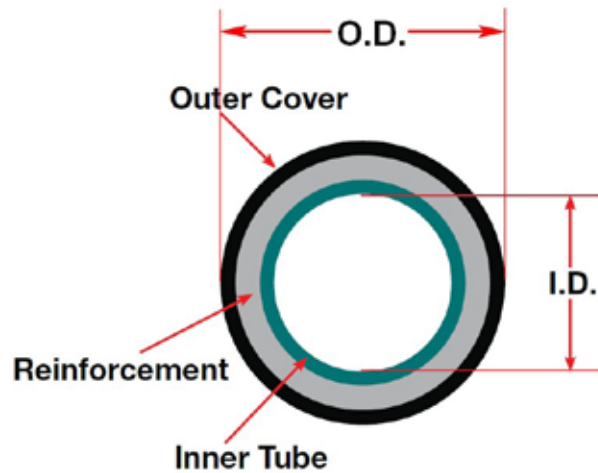
(US) Unit of USA

Before you spec it, STAMP it.



SIZE

The hose Internal and External Diameter must be sized accurately to obtain the proper values to couple the hose with reusable or permanent fittings. The measuring system of the inside and outside diameter of the hose is universally regulated by ISO 4671 while the hose tolerances are listed in the ISO 1307 if not superseded by particular and specific other norms (i.e. EN 12115).



TEMPERATURE

When specifying hose, there are two temperatures you need to identify. One is the **ambient temperature** which is the temperature that exists outside the hose in the application where it is being used; the other is the **media temperature** which is the temperature of the media conveyed through the hose. Very high or low ambient temperatures can have adverse affects on the hose cover and reinforcement materials, resulting in reduced service life. Media temperatures can have a much greater impact on hose life. For example, rubber loses flexibility if operated at high temperatures for extended periods.





APPLICATION

Before selecting a hose, it is important to consider how the hose will be used. Answering the following questions may help:

- Which is the media conveyed?
- What type of equipments are involved?
- Is it a static or dynamic application?
- Are there any routing constrains?
- Do you need particular cover features?
- Should the hose comply with any industry or government standards?
- Which are the electrical hose conductivity/resistance requirements?



Sometimes specific applications require hoses specific dimensions, features or performance characteristics. For example, applications where hoses will encounter rubbing or abrasive surfaces, would be best handled by our family of abrasion resistant hose. When application space is tight, bend radius is another important consideration. We offer hoses with increased flexibility and smaller outer diameters enabling faster, easier routing in small spaces, reducing both hose length and inventory requirements. Industry standards set specific requirements concerning construction type, size, tolerances, burst pressure, and media compatibility. You must select a hose that meets the legal requirements as well as the functional requirements of the application.

MEDIA

What will the hose convey? Some applications require the use of specialized oils or chemicals. The hose you order must be compatible with the medium being conveyed. Compatibility must cover the inner tube, the cover, hose fittings, and o-rings as well. Use the Oil and Fuel and Chemical Resistance Chart you find in this section to select the correct components of the hose that will be compatible with your system's media.



PRESSURE

Hose selection must be made so that the published maximum working pressure of the hose is equal to or greater than the maximum system pressure. Surge pressures or peak transient pressures in the system must be below the published maximum working pressure for the hose.

Each Parker hose has a pressure rating which can be found on the HOSE SELECTION MATRIX. Burst pressure ratings are not an indication that the product can be used above the published maximum working pressure. It is for this reason that the burst pressure ratings have been removed from the hose charts within the catalog. However the burst pressure is indicated by the safety factor of each hose type.



Standards

API 1529 Type C - Grade 2	EN 12115	EN ISO 7840
JETCORD XT/C	CARBOCORD EN 12115	CARBOCORD EN ISO 7840 A1
	CHEMIOEL EN 12115	CARBOPRESS EN ISO 7840 A1
BfR XXI cat.2	CHEMIOEL 10 EN 12115 OND	CARBURITE EN ISO 7840 A1
GAMBRINUS BLACK SM 10	CERVINO EN 12115	SM/TR 311
GAMBRINUS BLUE 10	GAMBRINUS UPE WB SM EN12115	
GAMBRINUS BLUE SM 10	POLIAX D EN 12115 LL	FDA title21
GAMBRINUS RED 10	POLIAX D EN 12115	ASPIREX PU/ANC
GAMBRINUS RED SM 10	POLIAX D SM EN 12115	GAMBRINUS BLACK SM 10
	POLIAX UPE CON SM EN 12115	GAMBRINUS BLUE 10
DIN 74310	POLIAX UPE CON EN 12115	GAMBRINUS BLUE SM 10
AIRBRAKE DIN 74310	POLIAX UPE CON SM EN 12115 OND	GAMBRINUS RED 10
		GAMBRINUS RED SM 10
DM 21/03/73	EN 1360	GAMBRINUS UPE WB SM EN12115
DRINKPRESS 164	CARBOPRESS D EN 1360/1 N/L	POLIAX UPE CON SM EN 12115
GAMBRINUS BLACK SM 10		POLIAX UPE CON EN 12115
GAMBRINUS BLUE 10	EN 1762	POLIAX UPE CON SM EN 12115 OND
GAMBRINUS BLUE SM 10	GASTRUCK EN 1762 D-M	
GAMBRINUS RED 10		ISO 1825
GAMBRINUS RED SM 10	EN 14594	JETCORD B ISO 1825
GAMBRINUS UPE WB SM EN12115	MASKPRESS EN 14594 Class B N/L 100	JETCORD C ISO 1825
		JETCORD E ISO 1825
DM 220 26/04/93	EN 250	JETCORD F ISO 1825
GAMBRINUS UPE WB SM EN12115	DIVER 100 EN 250 N/L	
		MSHA APPROVED
EC 1935:2004	EN ISO 3821	JIFFY
ENOREX	AUTOGENE EN ISO 3821 NR/L 20	
GAMBRINUS BLACK SM 10	AUTOGENE EN ISO 3821 NB/L 20	NSF 61
GAMBRINUS BLUE 10	BIPRESS EN ISO 3821 B-R/L 20	TE Potable Water PU Hose
GAMBRINUS BLUE SM 10	INERPRESS EN ISO 3821 N/L 20	
GAMBRINUS RED 10	MULTIGASPRESS EN ISO 3821 NRA/L 20	SAE J 1402-A
GAMBRINUS RED SM 10	PROPANPRESS EN ISO 3821 N/L 20	AIRBRAKE SAE J 1402-A
EC 90/128	EN ISO 3861	SAE J 20 R2 - D1
APERSPIR	LIBECCIO EN ISO 3861	E-Z FROM GS
ASPIREX PU/ANC		
VINITRESS	EN ISO 6134	SAE J 30 R7
	VAPORE 164 EN ISO 6134 Type 1/A	CARBOPRESS SAE J 30 R7 N/L
ECE 67/110	VIGOR EN ISO 6134 Type 2/A	
AUTOGAS ECE 67/110 CLASS2	VIGOR NR EN ISO 6134 Type 2/A	UNI CIG 7140
		CARBO G NB/R 10
		CARBO G NW/L 10
		WRAS - DWI
		TE Potable Water PU Hose

Guidelines to the Use and Cleaning of Food Rubber Hose

The hoses offered in our catalogue are manufactured in accordance with the best production practices, observing the international norms and specifications regulating this sector to guarantee safety, performance, quality and hygiene.

Transport, storage, handling, usage and media may contaminate the hose and affect its performance.

Therefore Parker recommends cleaning and sanitizing the hose prior to and after each use to maintain hose efficiency and prevent harmful contamination.

However our suggestions are superseded by specific local government regulations.

Before the use of Food hose:

- Flush with drinking water at 20 °C for max 10 min
- Cleaning process with detergents/chemicals
- Rinse with drinking water at 20 °C for max 10 min
- Sterilization at 110 °C for max 30 min
- Rinse with drinking water at 20 °C for max 10 min
- Check to determine that all residuals have been eliminated

The frequency depends on the type of food and liquid conveyed and environment condition.

The frequency and time of exposure to detergents/disinfectants may compromise the service life of the hose. Thus we recommend regular inspection of the hose to evaluate its physical conditions.

Product	Compound	Concentration	Temperature
Hot Water	All	0	Up to 95 °C
Steam	All	0	Up to 110 °C
Caustic Soda	All	2 % max	85 °C max
		5 % max	25 °C max
Nitric Acid	NR/SBR	0.1 % max	85 °C max
		2 % max	25 °C max
Chlorine Acetic acid	NR/SBR	1 % max	25 °C max
Per acetic acid	NR/SBR	1.5 % max	25 °C max
Phosphoric acid	NR/SBR	2 % max	65 °C max

For other media pls contact Parker

Oil and Fuel Compatibility

Hose series	Max Ambient temperature °C	Fuel types							
		Fuel	Diesel	LPG-CNG	B10	B20	B100	E10	E100
Autogas ECE 67/110	125	E up to 70°C	E up to 100°C	E up to 70°C	G up to 70°C	G up to 70°C	G up to 70°C	E up to 70°C	G up to 70°C
Carbocord EN 12115	100	G up to 70°C	E up to 70°C	C	G up to 70°C	G up to 70°C	C	G up to 70°C	C
Carbocord EN ISO 7840	100	E up to 70°C	E up to 70°C	C	G up to 70°C	G up to 70°C	C	E up to 70°C	G up to 70°C
Carbopress D EN 1360	55	E up to 50°C	E up to 50°C	X	G up to 50°C	G up to 50°C	C	E up to 50°C	C
Carbopress EN ISO 7840	100	E up to 70°C	E up to 70°C	C	G up to 70°C	G up to 70°C	G up to 70°C	E up to 70°C	G up to 70°C
Carbopress NL	100	G up to 70°C	E up to 70°C	X	G up to 70°C	G up to 70°C	X	G up to 70°C	C
Carbopress SAE J30 R7	125	E up to 70°C	E up to 100°C	G up to 70°C	E up to 100°C	E up to 70°C	G up to 70°C	E up to 70°C	E up to 70°C
Carburite 10	100	E up to 70°C	E up to 70°C	C	G up to 70°C	G up to 70°C	C	G up to 70°C	C
Carburite EN ISO 7840	100	E up to 70°C	E up to 70°C	C	G up to 70°C	G up to 70°C	C	E up to 70°C	G up to 70°C
Chemioel EN 12115	100	E up to 70°C	E up to 70°C	C	G up to 70°C	G up to 70°C	C	G up to 70°C	G up to 70°C
Gastruck EN 1762 D-M	70	G up to 70°C	C	E up to 70°C	C	C	C	G up to 70°C	C
Oilpress NL	125	G up to 70°C	E up to 100°C	G up to 70°C	E up to 100°C	E up to 70°C	E up to 70°C	G up to 70°C	E up to 70°C
Ragusa	100	G up to 70°C	E up to 70°C	X	G up to 70°C	G up to 70°C	C	G up to 70°C	C
Robur GPL	70	G up to 70°C	C	E up to 70°C	C	C	C	C	C
TBSE	100	E up to 70°C	E up to 70°C	G up to 70°C	G up to 70°C	G up to 70°C	X	E up to 70°C	G up to 70°C
TBE	90	E up to 70°C	E up to 70°C	C	G up to 70°C	G up to 70°C	X	E up to 70°C	G up to 70°C

The indicate temperature is related to the Media and not to the ambient

- Fuel max 50 % Aromatic (Aliphatic /Aromatic + MBTE)
- Diesel Std mineral Diesel
- LPG-CNG Liquefied petroleum gas or Compressed Natural gas
- B10 Biodiesel 10 % in std diesel
- B20 Biodiesel 20 % in std diesel
- B100 Biodiesel 100 %
- E10 Ethanol Alcohol 10 % in Fuel
- E100 Ethanol Alcohol 100 %

- E** = Excellent
- G** = Good
- C** = Conditional
- X** = Unsatisfactory

Conductive Value Table

As for ISO 2883

$R < 10^3$	Conductive Compound
$10^3 < R < 10^6$	Antistatic Compound
$R > 10^6$	Insulating Compound

Electrical Properties of Rubber Hose

Electrical Conductivity

Industrial hoses generally fall into three categories: conductive, nonconductive, or somewhere in-between. Because of its unique properties, it is possible for rubber to be nonconductive at low voltage and conductive at high voltage. When using a hose in an application that has electrical resistance requirements (low electrical resistance for conductive applications or high electrical resistance for nonconductive applications), always select a hose that is specifically designed to meet the specific need. Since conductivity or no conductivity is not a consideration for many applications, electrical resistance ratings do not exist for many hoses.

Conductive & Antistatic Hose

Static electricity is generated by the flow of material (even some liquids) through a hose. As the material flows, molecules collide and generate friction, which creates minute amounts of electrical charge (excess electrons). The charge accumulates potential energy at the delivery end of the hose (coupling/nozzle). The amount of charge increases with material volume and linear velocity, coarseness of the material, and length of the hose. If not properly grounded, the accumulated charge (potential energy) will seek its own ground. The charge will be attracted to external materials in proximity (such as a steel storage container); if not properly grounded, the electrons may arc (jump) to the external material, igniting volatile materials in the hose, or in proximity to the hose. Electrically conductive wires and conductive rubber components are used in hose to prevent static electricity build-up and discharge as a spark. It is essential that the user determine the need for static bonded hose based on (a) the intended use of the hose, (b) instructions from the company's safety division, (c) the insurer, and (d) the laws of the localities and states in which the hose will be used. Some types of hose include a helical or static wire(s). This wire can be used for electrical continuity provided that proper contact is made and maintained between it and the hose couplings.

Nonconductive Hose

Nonconductive hose constructions are those that resist the flow of electrical current. In some specific applications, especially around high voltage electrical lines, it is imperative for safety that the hose be nonconductive. Unless the hose is designed particularly to be nonconductive and is so branded, do not conclude that it is nonconductive. Many black rubber compounds are inherently and inadvertently conductive. Nonconductive hose is usually made to a qualifying standard that requires it to be tested to verify the desired electrical properties. The hose is frequently (but not necessarily) non-black in colour and clearly branded to indicate it is designed for nonconductive applications.

WARNING!

Unless a hose is described as, or specifically and clearly branded to be conducting or nonconducting, assume that the electrical properties are uncontrolled.

Properties of Basic Rubber Compounds

This table provides some information on the general properties of the most common rubber compounds. Most compounds used in the manufacture of rubber hose are made of different basic rubbers, each contributing to the physical properties of the finished product.

ASTM D 1418	Chemical Name	Properties
CR	Chloroprene	Excellent weathering and ozone resistance, flame retarding, abrasion resistance. Good resistance to compressed air and to oil.
CSM	Chloro-sulfonyl-polyethylene	Excellent resistance to ozone, weathering and acid, particularly of the coloured compounds. Resistant to petroleum based fluids.
EPDM	Terpolymer of ethylene-propylene-diene	Good resistance to heat, ageing and abrasion. Poor resistance to petroleum based fluids.
EPM	Copolymers of ethylene and propylene	Excellent resistance to heat, ageing, abrasion and ozone. Good resistance to many chemicals; poor resistance to aromatics.
FKM	Fluorine rubber	Excellent resistance to a wide range of chemicals and to heat. Poor physical properties.
IIR	Isobutene-isoprene	Good resistance to chemicals, such as alcohols, ketones and esters.
NBR	Acrylonitrile-butadiene	Excellent oil resistance good aromatics and solvents resistance.
NR	Natural rubber	Good physical properties including abrasion and low temperature resistance. Poor resistance to petroleum based fluids.
SBR	Styrene-butadiene	Good physical properties with resistance to heat and abrasion. Poor resistance to petroleum based fluids.
NBR/PVC	Acrylonitrile-butadiene-vynil-chloride	Good resistance to oil and aromatics. Recommended as hose cover, when a good weathering, ozone and abrasion resistance is required.
UHMWPE	Ultra high molecular weight polyethylene	Excellent abrasion resistance and very low coefficient of friction. Excellent resistance to chemicals, oil and aromatic fuels. Biologically inert and suitable for foodstuffs delivery.

Chemical Resistance Table

Chemical Resistance Table

The following table is essentially based upon the most updated technical data available, on information from raw material suppliers, as well as some International Standards, e.g. ISO TR 7620, EN 12115, and other publications.

Due to the big variety and amount of different chemical products, the given ratings are only partly based on our own tests. Consequently, the chart is given as a guidance only, and it cannot be assumed as a guarantee, expressed or implied, for the suitability of a product for a specific application. This is due to the widespread range of parameters which are not under our direct control like temperature (internal and external) pressure (constant or peaks) frequency of service and working environment.

For the same reasons, it is impossible to give scientifically based indications concerning service life of hoses, and to determine a generally valid replacement date. This can be verified for instance with periodical hydrostatic tests and a visual check. When in doubt please contact our technical service.

Ratings are based on room temperature.

Parker ITR will cooperate by supplying sampling for tests, and carrying out tests with special chemical products.

WARNING

The service life of rubber hoses is not endless. Consequently the user must periodically check the suitability of a rubber hose for the intended application, particularly in the presence of dangerous or polluting chemical products or when using the hose at elevated pressures and/or temperatures. Continuous use at the highest allowed pressures and temperatures dramatically reduces the service life of a rubber hose.

After use hose must be emptied out and washed down.

Many chemical products can cause severe injuries to people or damage to property, or risks of environmental pollution if the hose leaks or bursts.

Trade Name	Description	ASTM Codes
Butyl	Isobutylene-Isoprene	IIR
CPE	Chlorinated Polyethylene	CM
EPDM	Ethylene-Propylene-Diene	EPDM
Hypalon	Chlorosulfonated Polyethylene	CSM
Hytrel *	Thermoplastic Polyester	—
Natural	Natural Rubber	NR
Neoprene	Polychloropren	CR
Nitrile	Acrylonitrile	NBR
Nylon *	Nylon Polymer	—
SBR	Styrene-Butadiene	SBR
Santoprene	Ethylene-Propylene-Diene	EPDM
Teflon *	Fluorocarbon Resin	TFE
UHMW	Ultra-High Molecular Weight Polyethylene	—
Urethane *	Urethane	AU
Viton *	Floroelastomer	FKM
XLPE	Cross-Linked Polyethylene	XPE

* compounds not in catalogue. Ask Parker for right solution

KEY

E = Excellent
G = Good
C = Conditional
X = Unsatisfactory

Chemical or Material Conveyed	Butyl	CPE	EPDM	Hypalon	Hytrel *	Natural	Neoprene	Nitrile	Nylon *	SBR	Santoprene	Teflon *	UHMW	Urethane *	Viton *	XLPE
1 UNDECANOL	E			E		E		E				E			G	E
1,4-DIOXANE	G		G	X		X	X	X	E	X		E		X	X	E
1-AMINO-2-PROPANOL	E			C		G		G				E			X	
1-AMINO BUTANE	X		C	C		X	X	C		X		E		X	X	
1-AMINOPENTANE	G		X	G		G	X	C				E			X	
1-BROMO-2 METHYL PROPANE	X			X		X	X	X				E			G	
1-BROMO-3 METHYL BUTANE	X		X	X		X	X	X				E			G	
1-BROMOBUTANE	X			X		X		X				E			G	
1-CHLORO-2-METHYL PROPANE	X			X		X		X				E			G	
1-CHLORO-3-METHYL BUTANE	C		X	X		X	X	X	E			E			E	
1-DECANOL	C			E		C	X	E				E			G	E
1-HENDACONAL		E														
2 (2AMINOETHYLAMINO) ETHANOL	E			G		G		G								
2 (2ETHOXYETHOXY) ETHANOL	E		G	G		C	C	G	E	G		E		X	G	
2 (2ETHOXYETHOXY) ETHYL ACETATE	G		X	G		X	X	C		X		E		X	G	
2,4-DI-SEC-PENTYLPHENOL		E														
2-AMINOETHANOL	E		G	G		G	G	G				E		C	X	
2-CHLORO-1-HYDROXY-BENZENE		C														
2-CHLOROPHENOL	G	G	X	C	X	X	X	X	X	X	X	E		X	E	G
2-CHLOROPROPANE	X		X	X		X	X	X	X	X		E		X	E	E
2-ETHOXYETHANOL	G		G	C		C	C	G		X		E		X	C	
2-ETHOXYETHYL ACETATE	G	X	G	X	X	X	X	X	G	X		E		X	X	
2-ETHYL (BUTYRALDEHYDE)	G			X		X		X				E			X	E
2-ETHYL-1-HEXANOL	E		E	E		E	E	E		E	E	E		X	E	E
2-ETHYLHEXANOIC ACID	C			G		C		C				E				
2-ETHYLHEXYL ACETATE	E			E		X		X				E			X	
2-OCTANONE	G			X		X		X				E			X	
3-BROMOPROPENE	X			X		X	X	X				E			G	
3-CHLORO-2-METHYL PROPANE		G														
3-CHLOROPROPENE	C		X	X		X	X	G		E		E			G	
4-HYDROXY-4-METHYL-2-PENTANONE	E		E	C	C	C	C	X	G	C		E		X	X	
ACETALDEHYDE	E		E	C	G		X	X	E	X	E	E	G	X		E
ACETAMIDE			E				G						E		E	
ACETIC ACID, GLACIAL	G	E	G	C	E	X	X	G	X	C	G	E	E	X	X	E
ACETIC ACID 10 %	E	E	E	E	X	B	B	X	E	F	B	E	E	X	E	E
ACETIC ACID 30 %			E				G						E		G	
ACETIC ACID 50 %	E	E	E	E	C	X	C	C	C	X		G	E	X	G	G
ACETIC ANHYDRIDE	G	E	G	E	C	C	G	X	X	X	G	E	G	X	X	E
ACETIC OXIDE	G		B	E		X					B	E		G	X	E
ACETONE	E	G	E	X	C	C	X	X	E	C	E	E	E	X	X	E
ACETONE CYANOHYDRIN	E			C		C	B	X				E	E	G	X	E
ACETONITRILE	E		E	G		B	E	C			E	E				
ACETOPHENONE	G		E	X		X	X	X		X	E	F	X	X	X	X
ACETYL ACETONE	E	G	E	X		X	X	X		X	E	E	E	X	X	E
ACETYL CHLORIDE	X	E	C		X		X	X	X	X	C	E	G	X	G	G
ACETYL OXIDE	E		G	X		C		X			G	E	E		X	E
ACETYLENE	E	G	E	C	G	G	E	E	E	C	E	E	E	G	E	E
ACETYLENE DICHLORIDE	C		C	X		X	X	X				E			G	
ACETYLENE TETRACHLORIDE	X		X	X		X	X	X				E			E	
ACROLEIN	E		E	G		G	C	C		C		E	X	X		E
ACRYLIC ACID		E														
ACRYLONITRILE	X	E	X	C		C			E	C		E	C	X		C
ADIPIC ACID			E			E	E	E				E		E	E	
AIR +149 °C (+300 °F)	G		G	G		X	G	G		X	E		X	C		
ALK-TRI	X			X		X		X				E			E	E
ALLYL ALCOHOL	E		E	E		E	E	E				E	E		G	E
ALLYL BROMIDE	X			X		X						E	G		G	G
ALLYL CHLORIDE		G		X		X		G		G		E	G		G	G
ALUM	E	E	E	E		E	E	E	G			E	E		E	E
ALUMINUM ACETATE (AQ)	G	E	E			E	G	G		X		E	E	X	X	E
ALUMINUM CHLORIDE (AQ) 40 %	G	C				E	E	G	X				E			E
ALUMINUM FLUORIDE	E		E	E		E	E	E	G	E		E	E	C	E	E
ALUMINUM FORMATE	G			X		X						E	E		E	
ALUMINUM HYDROXIDE	E		E	G		E	E	E	G	G		E	E	G		
ALUMINUM NITRATE (AQ)	E	E	E	E		E	E	E		E		E	E	C	E	E
ALUMINIUM PHOSPATE			E				E						B		E	

E = excellent; G = good; C = conditional; X = unsatisfactory

* compounds not in catalogue. Ask Parker for right solution

Chemical Resistance Table

Chemical or Material Conveyed	Butyl	CPE	EPDM	Hypalon	Hyrel *	Natural	Neoprene	Nitrile	Nylon *	SBR	Santoprene	Teflon *	UHMW	Urethane *	Viton *	XLPE
ALUMINUM SULFATE (AQ)	E	E	E	E	G	E	E	E	E	G	E	E	E	G	E	E
ALUMS-NH3-CR-K	E		E	E		E	E	E	C	E		E	E	G		E
AMINES – MIXED	G		G	X	G	G		X		G				X	X	
AMINO XYLENE	G		C												C	
AMINO BENZENE		G							C							
AMINODIMETHYLBENZENE	G	C										E				
AMINOETHANE	G		E	C		C	X	X		C		E		X	X	
AMMONIA LIQUID			E				E						G			
AMMONIUM ANHYDROUS			E				E						G			
AMMONIUM CARBONATE (AQ)	E		E	G		E	E	G	G	E		E		E	E	
AMMONIUM CHLORIDE (AQ)	E	G	E	G	E	E	E	G		E	E	E	E	G	E	E
AMMONIUM HYDROXIDE	E	E	E	E								E	E	X	E	E
AMMONIUM NITRATE (AQ)	E	G	E	E	G	E	E	E	G	E		E	E	E	E	E
AMMONIUM PHOSPHATE, DIBASIC	E	E	E	E		E	E	E	E	E		E	E		E	E
AMMONIUM SULPHATE (AQ)	E	E	E	E	G	E	E	E	G	G		E	E	E	E	E
AMMONIUM SULPHITE	E		E	E		E	E	E		E		E			E	E
AMMONIUM THIOSULPHATE	E		E	E		E	E	E				E			E	E
AMYL ACETATE	G		E	X	C	X	X	X	G	X	X	E	E	X		E
AMYL ACETONE	G			X		X						E			X	E
AMYL ALCOHOL	E	E	E	E	E	E	E	G	E	E	E	E	E	X	E	E
AMYL AMINE	G			C		C		C				E				
AMYL BROMIDE												E			G	
AMYL CHLORIDE	X	C	X	X		X	X		E	X		E	E	C	E	G
AMYL ETHER				C				C				E				
ANETHOL	X	X		X		X			G			E	G		G	G
ANILINE	E	G	G	X	X	X	X	X	C	X		E	E	X	C	E
ANILINE DYES	G		G	G		G	C	X	X	G		E	E	X	C	E
ANILINE OIL	G	G	C									E		X	C	
ANIMAL FATS	C		E	C	G		G	E	E	X	E	E	E	C	E	E
ANTIMONY CHLORIDES	E		E	G			X	G				E			E	E
AQUA REGIA	X		G	X		X	X	X		X		E	X	X	E	X
ARGON	G		E	X	E	X	X	E	E	X		E	E	E	E	E
AROMATIC HYDROCARBONS													C		E	
ARSENIC ACID	E	E	E	E		G	E	E	G	E		G	E	C	E	E
ASPHALT	X		X	X	C	X	X	X	E	X	E	E	X	G	E	X
ASTM FUEL A	X	E	X	G	E	X	G	E	E	X	X	E	G	G	E	G
ASTM FUEL B	X	G	X	X	E	X	X	X	E	X	X	E	G	G	E	G
ASTM FUEL C	X	C	X	X	E	X	X		E	X	X	E	G			G
ASTM OIL NO. 2	X	E	X	X	E	X	G	E	E	X	X	E	E	G	E	E
ASTM OIL NO. 3	X		X	G	E	X	C	E	E	X	X	E	E	E	E	E
ASTM OIL NO. 4	X		X	X		X	X	G		X		E	E	X	E	E
ASTM OIL NO. 1	X	E	X	G	E	X	E	E	E	X	X	E	E	E	E	E
AUTOMATIC TRANSMISSION FLUID	X		X	C	E	X	G	E	G	X	X	E	E	G	E	E
BANANA OIL			G	C				X		X		E	E			E
BARIUM CHLORIDE (AQ)	E	G	E	E	G	E	E	E	G	E		E	E	E	E	E
BARIUM HYDROXIDE (AQ)	E	G	E	E	G	E	E	E	G	E		E	E	E	E	E
BARIUM SULFIDE (AQ)	E		E	E		E	E	E		G		E	E	E	E	E
BEER	E		E	E		E	G	E		E		E	E		E	E
BEET SUGAR LIQUORS	E	G	E	E	G	E	G	E	E	E		E	E	X	E	E
BENZAL CHLORIDE	G											E	E			E
BENZALDEHYDE	G		E	X	G	X	X	X	E	X	X	E	E	X	X	E
BENZENE	X	C	X	X	C	X	X	X	G	X	X	E	G	X	G	E
BENZENE CARBOXYLIC ACID	E			X			E	X				E			E	
BENZINE	X		X	X		X	C	C	G	X		E		C	E	E
BENZOIC ACID	X					X	E	X	E	X		E	E		E	E
BENZOL		C	X		C			X	G			E	G		G	
BENZOTRICHLORIDE												E	G			G
BENZYL ACETATE	E			G		X						E	E		X	E
BENZYL ALCOHOL	G		G	G	C	X	X	X	C	X	X	E	E	X	E	E
BENZYL CHLORIDE	X	X	X	X		X	X	X		X		E	E		E	E
BENZYL ETHER	G		C	X		X	X	X		X		E		G	X	
BIS (2-CLOROETHYL) ETHER	X			X		X		X		X		E				
BLACK SULFATE LIQUOR	G	C	G	G	G	G	G	G	C	G		E	E	X	E	
BLEACH (2 – 15 %)	G		E	E	G	X	X	X	C	X		E	E	X	E	G
BORAX SOLUTION	E	G	E	E	E	G	E	G	G	G		E	E	E	E	E
BORIC ACID	E		E	E	E	E	E	E	G	E	E	E	E	E	E	E

E = excellent; G = good; C = conditional; X = unsatisfactory

* compounds not in catalogue. Ask Parker for right solution



Chemical or Material Conveyed	Butyl	CPE	EPDM	Hypalon	Hytrel *	Natural	Neoprene	Nitrile	Nylon *	SBR	Santoprene	Teflon *	UHMW	Urethane *	Viton *	XLPE
BRAKE FLUID (HD-557) 12 DAYS	G	E	E	G			G	C	E	E		E			X	
BRINE	E	G	E	E	G	E	G	E	G			E	E		E	E
BROMACIL			E													
BROMOBENZENE	X	X	X	X		X	X	X		X		E	C	X	E	C
BROMOCHLOROMETHANE	X	X	G	X		X	X	X				E				C
BROMOETHANE	X		X	X		C	X	G		X		E		X	E	
BROMOTOLUENE	X	X		X		X				X		E			G	F
BUGDIOXANE																E
BUNKER OIL	X		X	X		X	X	E		X		E	E	G	E	E
BUTADIENE	X		X	X		X	X	X		X		E	E	X	G	E
BUTANE	X		X	X	E	X	C	E	E	X		E	E	X	E	E
BUTANOIC ACID			G	C								E				G
BUTANOL (BUTYL ALCOHOL)	G	G	G	E	G	E	E	E	G	E	G	E	E	X	E	E
BUTANONE	E	G	E	X	E			X	G		X	G	E	X		E
BUTOXYETHANOL	E		E	X		X	X	C				E		E		
BUTYL ACETATE	X	C	X	X	C	X	X	X	G	X		X	E	X	X	E
BUTYL ACRYLATE	X		X	X		X	X	X				E	G		X	G
BUTYL ALCOHOL	G	G	G	E	G	E	E	E	G	E	G	E	E		E	E
BUTYL ALDEHYDE	G		G	C			C				G	E	E	C	X	E
BUTYL BENZYL PHTHALATE	E			X		X				X		E	E		C	E
BUTYL CARBITOL	E		E	X		X	C	X		X		E	E		C	C
BUTYL CELLOSOLVE	E		G	X		X	X	C		X	E	E	E		X	E
BUTYL CHLORIDE	C			X		X						E	C		E	G
BUTYL ETHER	X		X	X		X	X	X		X		E	E	G	X	E
BUTYL ETHER ACETALDEHYDE	G			X		X			X			E	E		X	E
BUTYL ETHYL ETHER	X			X		X		G				E	E			E
BUTYL OLEATE	G		G	X		X	X	X		X		E				E
BUTYL PHTHALATE	G		E	X		X				X		E			C	E
BUTYL STEARATE	X		X	X		X	X	G		X		E	E	G	E	E
BUTYLENE	X		X	X	G	X	C	E	G	X		E		C	E	
BUTYRALDEHYDE	G		C			X	X	X		X			E	X	X	E
BUTYRIC ACID	G		G	C		X	X	X		X		E	E		G	
BUTYRIC ANHYDRIDE	C			G		C		C				E				E
CADMIUM ACETATE	E			E		X						E	E			E
CALCIUM ACETATE	E			C		E	G	G		X		E	E	X	X	E
CALCIUM ALUMINATE	E			E		E		E				E			E	E
CALCIUM BICHROMATE	E			C								E				G
CALCIUM BISULFIDE			X		G		C	E	G	G		E		C	E	
CALCIUM CHLORATE			E				E						E		E	
CALCIUM CHLORIDE	E	G	E	E	E	E	E	E	E	E		E	E	E	E	E
CALCIUM HYDROXIDE	E	G	E	G	E	E	E	E	E	E		E	E	E	E	E
CALCIUM HYPOCHLORITE	E	G	E	E	C	X	C	X	X	X		E	C	X	E	C
CALCIUM NITRATE	E		E	E		E	E	E	E	E		E	E	X	E	E
CALCIUM SULFIDE	E	X	E	E		X	E	E	E	X		E	E	E	E	E
CAPRILIC ACID	C			G		C		C				E	E			E
CARBAMIDE	G			E		E	G	G				E				
CARBITOL	E		G	G		X	C	G	E	G		E	E	X	G	E
CARBOLIC ACID (PHENOL)	G	G	X	X		X	X	X	X	X	X	E	E	X	E	E
CARBON DIOXIDE	G		G	G		G	G	E	E	G		E	E	E	G	E
CARBON DISULFIDE	X		X	X		X	X	X	X	X		E	E	X	X	C
CARBON MONOXIDE	E	G	E	E	E	C	E	E	E	G	E	E	E	G	E	E
CARBON TETRACHLORIDE	X	C	X	X	X	X	X	C	X	X	X	E	G	X	E	E
CARBON TETRAFLUORIDE			G										B		B	
CARBONIC ACID	E	X	E	E	X	E	G	G	G	G	X	E		E	G	E
CASTOR OIL	G	G	G	E	C	E	E	E	G	E	C	E	E	G	E	E
CAUSTIC SODA (SEE SODIUM HYDROXIDE)	E		E		C		E		G		E	E			G	
CELLOSOLVE ACETATE	G		G	X		X	X	X	G	X		E	E	X	X	E
CELLUGUARD	E		E	X		E	E	E	G	E		E		E	E	
CELLULOSE ACETATE							X						B		C	
CETYLIC ACID	G	G	G	C	E	E	G	E	C	B	E	E		E	E	
CHINA WOOD OIL (TUNG OIL)	X	C	X	E	G	X	E	E	G	X		E		C	E	
CHLORDANE	X		X	C	C	X	C	G	G	X				C	E	
CHLORINATED SOLVENTS	X	X	X	X		X	X	X	X	X		E		X	E	G
CHLORINE GAS (DRY)							C						C		E	
CHLORINE WATER SOLUTION (MAX. 3 %) + G108													E			
CHLORO-2-PROPANONE	X		E	X		X	C	X		X		E		X	X	

E = excellent; G = good; C = conditional; X = unsatisfactory

* compounds not in catalogue. Ask Parker for right solution

Chemical Resistance Table

Chemical or Material Conveyed	Butyl	CPE	EPDM	Hypalon	Hyrel *	Natural	Neoprene	Nitrile	Nylon *	SBR	Santoprene	Teflon *	UHMW	Urethane *	Viton *	XLPE
CHLOROACETIC ACID	G		G	G	X	X	X	X	X	X	X	E	E	X	G	E
CHLOROACETONE	X		E	X		X	C	X		X		E	E	X	X	E
CHLOROBENZENE, MONO, DI, TRI	X		X	X	X	X	X	X	E	X	X	E	G	X	E	A
CHLOROBUTANE	C			X		X		X				E	G	C	E	G
CHLOROETHYLBENZENE	X	X	X	X		X				X		E	E	G	E	E
CHLOROFORM	X	X	X	X	X	X	X	X	X	X	X	E	E	X	G	G
CHLOROPENTANE	C			X		X				X		E	E		E	E
CHLOROPHENOL													B		G	
CHLOROSULFONIC ACID	X	X	X	X	X	X	X	X	X	X	X	E	X	X	X	X
CHLOROTOLUENE	X		X	X		X	X	X		X		E	G	X	E	G
CHLOROX	G		G	G		X	G	G		X		E	G	X	E	G
CHROME PLATING SOLUTIONS	X		X	X		X	X	X		X		E		X	E	
CHROMIC ACID	G	X	X	X	X	X	X	X	X	X	X	E		X	E	
CHROMIUM TRIOXIDE	G	X	X	X	X	X	X	X	X	X	X	E		X	E	
CINNAMENE	X		X	X	X	X	X	X		X		E		C	G	
CIS-9-OCTADECENOIC ACID	X	X	C	G	E	X	C	E	E	X		E		G	E	E
CITRIC ACID	E	X	E	E	G	E	E	E	G	E	E	E	E	E	C	E
COAL OIL	X		X	C		X	G	E	E		X	E	E	C	E	E
COAL TAR	X		X	X	X	X	C	G		X	X	E	E	C	E	E
COAL TAR NAPHTHA	X		X	X		X		X		X		E		X	E	E
COCONUT OIL	G		G	C		X	C	E		X		E	E	C	E	E
COKE OVEN GAS	X		X	X		X	X	X	E	X		C		X	E	E
COOLANOL (MONSANTO)	X		X	G	X	X	G	E		X		E		X	E	E
COPPER CHLORIDE	E	X	E	G	E	G	G	E	C	E		E	E	G	E	E
COPPER CYANIDE	E		E	G		E	E	E	G	E		E	E	E	E	E
COPPER HYDRATE	E			G		C		G				E	E		C	
COPPER HYDROXIDE	E			G		C		G		G		E			C	E
COPPER NITRATE			E				E						E		E	
COPPER SULFATE	E	X	E	E	E	G	E	E	G	G		E	E	G	E	E
CORN OIL	G		X	G	E	X	C	E	G	X	E	E	E	E	E	E
COTTONSEED OIL	C	G	C	G	E	X	C	G	E	X		E	E	E	E	E
CREOSOTE	X		X	X		X	X	G	X	X		E	E	C	E	E
CRESOLS	X		X	X	X	X	X	X	X	X	X	E	E	X	E	E
CRESYLIC ACID	X		X	X		X	X	X		X		E	E	X	G	E
CROTONALDEHYDE	E		E	X		X	X	X		C		E	E	X	X	E
CRUDE OIL			X				X	G	E	X		E	E	G	E	E
CUMENE	X		X	X		X	X	X		X		E	E	X	E	E
CUPRIC CARBONATE	E			E		C	E	E				E	E		E	E
CUPRIC HYDROXIDE	E			G		C		G				E			C	
CUPRIC NITRATE	E		E	E		G	E	E				E	E		E	E
CUPRIC SULFATE	E		E	E		G	E	E		E		E	E	X	E	E
CUTTING OIL	X		X	G		X	G	E		X		E		E	E	
CYCLOHEXANE	X		X	X	E	X	X	G	G	X	X	E	E	G	E	G
CYCLOHEXANOL	X		X	B		X	G	G	G	X	X	E	E		E	E
CYCLOHEXANONE	X		C	X		X	X	X	G	X	X	E	E	X	X	E
CYCLOPENTANE	X		X	X		X	E	G				E	E		E	E
CYCLOPENTANOL	X			X		X		G		X		E	E		G	E
CYCLOPENTANONE	X			X		X		X				E			X	E
CYCLOPENTYL ALCOHOL	X			X		X		G		X		E			G	E
DDT IN DEIONIZED KEROSENE	X		X	X		X	C	E	E	X		E		G	E	E
DECAHYDRONAPHTHALENE	X		X	X		X	X	X	G	X	X	E		X	E	
DECAHYDROXYNAPHTHALENE		C														
DECALIN	X		X	X		X	X	X	G	X	X	E	X	X	E	E
DECYL ALCOHOL	X			E		X	X	E				E	E		G	E
DECYL ALDEHYDE	C			X		X						E	E		X	E
DECYL BUTYL PHTHALATE	E			X		X		X				E	E		C	E
DECYL CARBINOL	E			E		E		E				E			G	
"DETERGENT, WATER SOLUTION"	E		E		G		G	E		G		E	E	G	E	
DEVELOPING FLUID (PHOTO)	G		G	E	X	E	E	E		G		E			E	
DEXTRON	X		X	X		X	G	E		X				G	E	
DI(2ETHYLHEXYL) ADIPATE	E		G	X		X	X	X				E			C	
DI(2ETHYLHEXYL) PHTHALATE	G		G	X	E	X	X	X	E	X		E		X	G	
DIACETONE ALCOHOL	E		E	X	C	X	X	X		X		E	E	X	X	C
DIACETYLMETHANE	E	G	E	X		X	X	X		X	E	E		X	X	
DIALLYLPHTHALATE		G									E	E				
DIAMMONIUM PHOSPHATE	E	E	E	E		E	E	E		E		E			E	

E = excellent; G = good; C = conditional; X = unsatisfactory

* compounds not in catalogue. Ask Parker for right solution



Chemical or Material Conveyed	Butyl	CPE	EPDM	Hypalon	Hytrel *	Natural	Neoprene	Nitrile	Nylon *	SBR	Santoprene	Teflon *	UHMW	Urethane *	Viton *	XLPE
DIAMYL NAPHTHALENE	E			X		X						E			C	E
DIAMYL PHENOL	X			X		X		X		X		E			E	E
DIAMYLAMINE	E		E	C		G		G		X		E		X	X	
DIAMYLENE	X			X		X	X	C	G			E			E	E
DIBENZYL ETHER	G		C	X		X	X	X		X		E	E	G	X	E
DIBROMOBENZENE	X			X		X						E	G		E	E
DIBROMOMETHANE	X		C	X		X	X	X			X	E			G	
DIBUTYL ETHER	X		X	X		X	X	X		X		E	E	X	X	E
DIBUTYL PHTHALATE	C		E	X	G	X	X	X	E	X		E	E	X	C	E
DIBUTYL SEBACATE	G		G	X	G	X	X	X		X		E	E	X	E	E
DIBUTYLAMINE	X		X	X		X	X	X		X		E	E	X	X	
DICALCIUM PHOSPHATE	E			E		E		E				E			E	E
DICHLORO DIFLUORO METHANE	X	C	C	E	E	X	G	C	G	E	X	E		E	G	
DICHLORO ETHYLENE	C		X	X	X		X		C		X	E		C	G	
DICHLOROACETIC ACID	C			X		G						E	E	C	X	E
DICHLOROBUTANE	X		C	X		X	X	G		X		E	E	X	E	G
DICHLOROETHANE	C	X	X	X	X	X	X	X	C	X	X	E		X	G	E
DICHLOROETHYL ETHER	X			X		X		X		X		E				E
DICHLOROFUOROMETHANE													E		G	
DICHLOROHEXANE	X			X		X						E	E		E	E
DICHLOROMETHANE	X		C	X	X	X	G	X	C	X	X	E	E		G	E
DICHLOROPENTANE	X			X		X	X	X		X		E	E	X	E	E
DICHLOROPROPANE	X			X		X	X	X				E	E		E	E
DICHLOROPROPENE												E	E		E	E
DICHLOROTOLUENE		X														
DIESEL OIL	X	E	X	C	G	X	C	E	E	X	X	E	E	C	E	C
DIETHANOLAMINE	E		E	C	X	G			G	X		E	E			
DIETHYL ETHER	X		X	X	C	X	X	X	E	X	E	E		E	X	
DIETHYL KETONE	G		E	X		X	X					E			X	E
DIETHYL OXALATE	X		X	X		X	X	X				E				E
DIETHYL PHTHALATE	E			X		X						E	E		C	E
DIETHYL SEBACATE	G		G	C	E	X	X	X		X	E	E		X	G	
DIETHYL SULFATE	G		E	X		X	E	X		E		E		X	X	
DIETHYL TRIAMINE	E			C		G		G				E				
DIETHYLAMINE	G		G	C		G	G	C		G		E	E	C	X	C
DIETHYLBENZENE	X		X	X		X	X	X		X		E	E	X	E	E
DIETHYLENE GLYCOL	E		E	E	E	E	E	E		E		E	E	X	E	C
DIETHYLENE OXIDE	X		E									E				
DIETHYLENE TRIAMINE	E		E	C		G				X	E	E	E	X		
DIHYDROXY DIETHYL ETHER	E		E	E		E	E	E				E			E	
DIHYDROXY SUCCINIC ACID	G		G	E		E	C	G				E		E	E	
DIISOBUTYL KETONE	G		E	X		X	X	X		X		E	E	X	X	E
DIISOBUTYLENE	X		X	X		X	C	E		X		E		X	E	E
DIISODECTYL PHTHALATE	E		E	X		X				X		E	E		C	E
DIISODECYL PHTHALATE	E		E	X		X	X	X				E			C	
DIISOOCTYL ADIPATE	E			X		X		X		X		E	E		C	E
DIISOOCTYL PHTHALATE	E		G	X		X						E	E		C	E
DIISOPROPANOLAMINE	E			C		G		G				E				
DIISOPROPYL ETHER	X		X	C		X	X	G		X		E		G	X	E
DIISOPROPYL KETONE	E		E	X		X	X	X		X		E		X	X	E
DIMETHYL PHTHALATE	G		G	X	E	X	X	X		X	G	E	E	X	E	E
DIMETHYL SULFATE	G			X				X				E	E		X	
DIMETHYL SULFIDE	C					X		X				E				
DIMETHYLAMINE	G		X	X			X	X				E	E		X	E
DIMETHYLANILINE	X	C	G	X			X	X		X		E	G	X	X	G
DIMETHYLBENZENE	X	C	X	X	X		X	X	G	X	X	X	E	X	E	
DIMETHYLBUTANE		G														
DIMETHYLCARBINOL	E		G	E		E	E	G				E	E		E	
DIMETHYLFORMAMIDE			G										E		X	
DIMETHYLKETONE	E	G	E	X	C		X	X	E	C	E	E	E	X	X	
DIOCTYL ADIPATE	E		G	X		X	X	X				E	E		C	
DIOCTYL PHTHALATE	G		G	X	E	X	X	X	E	X		E	E	X	G	E
DIOXANES	X		G	X		X	X	X		X		E	E	X	X	E
DIOXANE	G		G	X		X	X	X	E	X		E	E	X	X	E
DIPENTENE	X		X	X		X	X	G		X		E		X	E	
DIPENTYLAMINE	E		E	C		G		G		X		E		X	X	

E = excellent; G = good; C = conditional; X = unsatisfactory

* compounds not in catalogue. Ask Parker for right solution

Chemical Resistance Table

Chemical or Material Conveyed	Butyl	CPE	EPDM	Hypalon	Hyrel *	Natural	Neoprene	Nitrile	Nylon *	SBR	Santoprene	Teflon *	UHMW	Urethane *	Viton *	XLPE
DI-P-MENTHA-1,8-DIENE	X		X	X		X	X	G		X		E		X	E	
DIPROPYLAMINE	E			C		G		G				E				
DIPROPYLENE GLYCOL	E			E		E		E				E			E	
DISODIUM PHOSPHATE	E		E	E		E		E				E	E	E	E	E
DIVINYL BENZENE	X			X		X				X		E	E		E	E
DOWELL INHIBITOR		G														
DOWFAX 2A1 SOLVENT		E														
DOWFAX 2A1 TA		E														
DOWFAX 6A1 SOLVENT		G														
DOWFAX 6A1 TA		E														
"DOWTHERM, A AND E"	X	X	X	X	G	X	X	X	X	X		C	E	X	E	E
DRY CLEANING FLUIDS	X		X	X			X	C		X		E		X	E	
DUCGKIRIOEBAANE	X															
DURO AW16, 31			X					E	E			E				
DURO FR-HD			X					E	E			E				
EHTYL BUTYL ACETATE	E			G		X		X				E	E		X	E
EHTYL DICHLORIDE	C		C	X		X	X	X		X		E		X	G	G
EHTYLENE DIBROMIDE	X		C	X		X	X	X		X		E	G	X	G	G
EPICHLOROHYDRIN			C										B			
ETHANOIC ACID	G	E	E	C	C	X	G	C	C	G	C	E		X	X	
ETHANOL (GRAIN ALCOHOL)	E	G	E	E	E	E	E	E	X	E	E	E	E	X	C	E
ETHANOLAMINE	G		G	X		G	G	G		X		E	E	C	X	E
ETHERS	X	G	C	X	X	X	X	X	E	X		E		X	X	
ETHYL ACETATE	G	G	E	X	C	X	X	X	E	X	E	E	E	X	X	C
ETHYL ACETOACETATE	G		G	X		C	X	X		C		E	E		X	E
ETHYL ACETONE	G		G	X		X	X	X		X		E			X	
ETHYL ACRYLATE	G		G	X		X	X	X		X		E	E	X	X	G
ETHYL ALCOHOL	E	G	E	E	E	E	E	E	X	E	E	E	E	X	E	E
ETHYL ALDEHYDE	G		E	C		X	X	X				E	E	C	X	E
ETHYL ALUMINUM DICHLORIDE	X			X		X		X				E			G	G
ETHYL BENZENE	X		X	X		X	X	X		X		E	E	X	E	E
ETHYL BROMIDE	X		X	X		C	X	G		X		E		X	E	
ETHYL BUTANOL	E			E		E		E				E	E		G	E
ETHYL BUTYL KETONE	G			X		X		X				E			X	E
ETHYL CELLULOSE	G		G	G	G	G	G	G	C	G		E	E	G	X	E
ETHYL CHLORIDE	E	X	E	C	X	C	X	E	E	G	X	E	G	C	E	G
ETHYL DIISOBUTYLTHIO-CARBAMATE						E				E		E				E
ETHYL ETHER	X	G	X	X		X	X	X	E	X		E	E	C	X	E
ETHYL FORMATE	G		G	G		X	G	X		X		E	E		E	E
ETHYL IODIDE	C		C	X		X	X	X				E	G		G	E
ETHYL OXALATE	X		C	X		C	X	X		X		E	E	E	E	E
ETHYL PHTHALATE	E			X		X		X				E	E			
ETHYL SILICATE	E		E	G		G	E	E		G		E	E	X	E	E
ETHYLAMINE	G		E	C		C	X	X		C		E	E	X	X	
ETHYLENE													E		E	
ETHYLENE BROMIDE			C										B		G	
ETHYLENE CHLORIDE													G		G	
ETHYLENE CHLOROHYDRIN	G		G	C		C	G	X				E	E		E	E
ETHYLENE DIAMINE	E		E	G		G	E	G		G		E	E	X	X	E
ETHYLENE DIBROMIDE													B		E	
ETHYLENE DICHLORIDE	C	X	X	C	X	X	X	X	C	X	X	E	G	X	G	G
ETHYLENE G MONOETHYL E ACETATE	E		E	X		C	X	C				E		X	E	
ETHYLENE G. MONOBUTYL ETHER	E		E	C		X	C	C		X		E		X	X	E
ETHYLENE G. MONOHEXYL ETHER																E
ETHYLENE G. MONOMETHYL ETHER	E		G	G		X	E	C				E			X	E
ETHYLENE GLYCOL	E	G	E	E	E	E	E	E	E	E	E	E	E	G	E	C
ETHYLENE OXIDE	X	X	C	X	E	X	X	X	G	X		E		X	X	
FATTY ACIDS	X		X	C	G	X	G	E	E	X	X	E	E	C	E	E
FERRIC BROMIDE	E			E		E		E				E	E		E	
FERRIC CHLORIDE	E	X	E	E	G	E	E	E	C	E		E	E	E	E	E
FERRIC NITRATE	E		E	E		E	E	E	E	E		E	E	E	E	E
FERRIC SULFATE	E	X	E	E	E	E	E	E	E	E		E	E	G	E	E
FERROUS ACETATE	E			E		X		X				E			X	E
FERROUS CHLORIDE	G		E	G	E	E	G	E	E			E	E	G	E	E
FERROUS SULFATE	E		E	E	E	E	E	E	E	E		E	E	E	E	
FLOUROSILIC ACID	E		E	E		E	E	E		G	C	E	C		C	G

E = excellent; G = good; C = conditional; X = unsatisfactory

* compounds not in catalogue. Ask Parker for right solution



Chemical or Material Conveyed	Butyl	CPE	EPDM	Hypalon	Hytrel *	Natural	Neoprene	Nitrile	Nylon *	SBR	Santoprene	Teflon *	UHMW	Urethane *	Viton *	XLPE
FLUOBORIC ACID	G		E	E		E	E	E		E		E	C	X	E	C
FLUORINE	X		E	X	X	X	X	X	X			G	X	X	E	X
FORMALDEHYDE	E	G	E	G	C		G	C	E	C	E	E	E	X	E	E
FORMALIN	E	G	E	G	C		G	C	E	C	E	E		X	E	E
FORMIC ACID	E	X	E	E	C	C	E	C	X	E	E	E	E	X	X	C
FREON 113	X		X	E	E	X	E	E	X	G	X	E		G	G	
FREON 12	C	C	C	E	E	C	E	E	G	E	X	E		E	G	
FREON 22	X	C	E	E	X	C	E	X	G	E	X	E		X	C	
FREON 502	E		E			E	E	G	E	E					G	
FUEL A (ASTM)	X	E	X	G	E	X	G	E	E	X	X	E	G	G	E	G
FUEL B (ASTM)	X	G	X	X	E	X	X	X	E	X	X	E	G	G	E	G
FUEL C (ASTM)			X				C						G		E	
FUEL OIL	X	E	X	C	G	X	G	E	G	X		E	E	C	E	E
FURALDEHYDE	E	E	G	C	G	X	C	X	C	X	E	E		X	X	
FURAN	X		X	X		X	X	X		X		E		X	C	
FURFURAL	E	E	G	C	G	X	C	X	C	X	E	E	E	X	X	E
FURFURAN	X		X	X		X	X	X		X		E		X	C	
FURFURYL ALCOHOL	G		G	X	G	X	X	X	G	X	E	E	E	X	C	E
GALLIC ACID	G		G	G	X	E	G	G	G	G		E	E	X	E	C
GALLOTANNIC ACID	G		E	E		E	E	E				E		E	E	
GAS, 100 OCTANE	X		X	X	E	X	C	E	G	X	X	E	C	C	E	
GAS, COAL			E		G		E	X	E					G	E	
GASOLINE	X	E	X	X	E	X	X	E	G	X		E	G	C	G	G
GLACIAL ACRYLIC ACID																E
GLUCONIC ACID	C			G		X		C				E	E			
GLUCOSE	E		E	E	G	E	G	E	G	E		E	E	C	E	E
GLYCERINE	E	E	E	E	E	E	E	E	G	E	X	E	A	C	E	C
GLYCEROL	E	E	E	E	E	E	E	E	G	E	X	E		C	E	
GLYCOGENIC ACID	C			G		X		C				E				
GLYCOLS	E		E	E	C	E	E	E	G	E	G	E	E	X	E	E
GLYCONIC ACID	C			G		X		C				E	E			
GLYCYL ALCOHOL	E	E	E	E	E	E	E	E	G	E	X	E		C	E	
GREASE, PETROLEUM BASE	X	E	X	X	E	X	C	E	E	X	X	E	E	E	E	G
GREEN SULFATE LIQUOR	E		E	G	X	G	G	G	X	G		E	E	E	E	E
HALON 1211							E	E								
HELIUM	E		E	E		E	E	E	E	E		E		E	E	
HEPTALDEHYDE	X			X		X		E				E			X	
HEPTANAL	X			X		X		E				E	E		X	E
HEPTANE	X	E	X	G	G	X	G	E	E	X		E	E	G	E	G
HEPTANE CARBOXYLIC ACID	C			G		X		C				E				
HEPTANOIC ACID		E														
HEPTANONE		C														
HEXADECANOIC ACID	G	G	G	C	E	E	G	E	C	B	E	E		E	E	
HEXALDEHYDE	G		E	C		X	E	X		X		E	E	G	X	E
HEXANE	X		X	E	E	X	E	E	E	X	E	E	G	G	E	G
HEXANOL	C		G	G		E	G	E		E		E	E	X	E	E
HEXENE	X		X	G		X	G	G		X		E		G	E	E
HEXYL ALCOHOL	C		G	G		E	G	G		E		E	E	X	G	E
HEXYL METHYL KETONE	G			X		X		X				E			X	E
HEXYLAMINE	G			C		C		C				E			X	
HEXYLENE GLYCOL	E		C	E		E	E	E				E			E	
HISTOWAX		E														
HYDRAULIC OIL, PETROLEUM		E	X	G	E	X	G	E	E		X	E	E		E	E
HYDRAULIC FLUID (PHOSPHATE ESTER BASE)			E				X						X		E	
HYDRAULIC FLUID (POLYALKYLENE GLICOL BASE)			C				G						E		E	
HYDRAZINE	E		E	G	X	X	G	G	X	G		E			E	
HYDROBROMIC ACID	E	X	E	E		E	X	X	X	X		E	G	X	E	C
HYDROCHLORIC ACID	E	X	C	C	C	C	C	C	C	X	E	E	E	C	G	E
HYDROCYANIC ACID	G	X	E	E	X	G	G	G	X	G	E	E	E	X	E	
HYDROFLUORIC ACID	G	X	C	E	X	C	C	C	X	C	X	E	E	X	G	C
HYDROFLUOSILICIC ACID	E	X	E	E	G	E	G	G	X	G		E	G	C	E	C
HYDROGEN CHLORIDE ANHYDROUS		E														
HYDROGEN DIOXIDE (10 %)	C		G	G		G	X	C				E			E	
HYDROGEN GAS	E	C	E	E	E	G	E	E	E	G		E	E	E	E	E
HYDROGEN PEROXIDE 10 %	G		G	E	X	G	X	C	G	C		E	G	G	E	G
HYDROGEN PEROXIDE OVER 10 %	X	X	C	G	X	X	X	X	X	X		E	E	C	E	C

E = excellent; G = good; C = conditional; X = unsatisfactory

* compounds not in catalogue. Ask Parker for right solution

Chemical Resistance Table

Chemical or Material Conveyed	Butyl	CPE	EPDM	Hyalon	Hytre [*]	Natural	Neoprene	Nitrile	Nylon [*]	SBR	Santoprene	Teflon [*]	UHMW	Urethane [*]	Viton [*]	XLPE
HYDROGEN SULFIDE (WET)	E	X	E	E	E	X	E	C	X	X		E	E	C	C	E
HYDROXY BENZENE	G		C	C		X	X	X				E		C	E	
HYDROXYISOBUTYRONITRILE		E														
HYDROXYTOLUENE		E														
HYVAR XL			E													
IMINODI-2-PROPANOL		E														
IMINODIETHANOL		E														
IODINE	G		G	G		X	X	G	E	G		E	G	X	E	C
IODINE PENTAFLUORIDE	X		X	X		X	X	X		X		E	C	X	X	C
IODOFORM			X			X	X	E		X						
ISOBUTANAL		G														
ISOBUTANE							X						E		E	
ISOBUTANOL (ISOBUTYL ALCOHOL)			E				E						E		E	
ISOBUTYL ACETATE			C										B			
ISOBUTYLAMINE	E			C		C		X				E			X	
ISOBUTYLBROMIDE	X			X		X		X				E			G	
ISOBUTYLCARBINOL	E		E	E		E	E	E				E		C	E	
ISOBUTYLENE													E		E	
ISOCYANATES					G			G	G				E	G	G	E
ISOOCTANE	X	E	X	G	E	X	G	E	E	X	X	E	E	G	E	E
ISOPROPANOL			E				E						E		E	
ISOPROPYL ACETATE	G		G	X	C	X	X	X	G	X		E	E	X	X	E
ISOPROPYL ALCOHOL	E		E	E	E	E	G	E	E	E		E	E	X	E	E
ISOPROPYL ETHER	X		X	C		X	X	G		X		E	E	G	X	E
JET FUELS	X		X	X		X	X	E	C	X	X	E	E	C	E	E
JP-4 OIL	X		X	X	E	X	X	E	C	X	X	E		C	E	
KEROSENE	X	G	X	X	E	X	C	E	E	X	X	E	E	G	E	E
KETONES	G	G	E	C	X	C	X	X	E	G	X	E	E	X	X	
LACQUER SOLVENTS	X	C	X	X	C	X	X	X	E	X		E	G	X	X	G
LACTIC ACID – COLD	E	X	E	E	X	E	E	E	E	E		E	E	G	E	E
LACTIC ACID – HOT			X	C	C	X	X	X	X	X		E			E	
LARD	C		G	G	G	X	G	E	E	X	E	E	G	C	E	C
LAVENDER OIL	X		X	X		X	X	G		X		E	G	X	E	G
LEAD ACETATE	E		E	C		E	G	G		X		E	E	C	E	E
LEAD NITRATE	E		E	C		E	E	E		E		E			E	
LEAD SULFATE	E		E	E	G	E	G	E	G			E	E		E	E
LIME	E		E	E	G	E	E	E	G			E		G	E	
LIME BLEACH	E		E	G		E	G	E		E		E			E	
LIME SULFUR, WET	E		C	G		C	E	E				E	E		E	E
LIMONENE	X		X	X		X	X	X				E			E	
LINOLEIC ACID	X		X	X		X	C	G		X		E			G	
LINSEED OIL	G	G	C	G	G	X	E	E	E	X		E	E	G	E	E
LIQUID PETROLEUM GAS							C						E		E	
LIQUID SOAP			E				E						B		E	
LUBRICATING OILS, SAE	X	G	X	X	E	X	C	E	E	X	X	E	E	E	E	E
LYE SOLUTIONS	E	C	E	E	C	E	E	C	G	G	C	E		G	G	
M E X	G	C	E	X	C	X	X	X	E	X	X	E	E	X	X	E
MAGNESIUM ACETATE	E		E	E		X	X	X		X		E		X	X	E
MAGNESIUM CARBONATE			E				E						G		E	
MAGNESIUM CHLORIDE	E	G	E	E	G	E	E	E	E	E		E	E	E	E	E
MAGNESIUM HYDRATE	E		E	E		E	G	G				E	E	E	G	
MAGNESIUM HYDROXIDE	E	G	E	E	C	E	E	E	E	G		E	E	C	E	E
MAGNESIUM SULFATE	E	G	E	E	G	G	E	E	E	G		E	E	C	E	E
MAGNESIUM SULFITE	E		E	E		G	E	E		G					E	
MALEIC ACID	X		E	X		X	X	C		X		E	E	C	E	G
MALEIC ANHYDRIDE	X		X	X		X	X	X		X		E			E	
MALIC ACID	X		X	G		E	G	E	E	G		E	E		E	
MANGANESE SULFATE	G		E	E		G	E	E				E	E	E	E	E
MAPP			G				E	E		G						
MERCURY	E	G	E	E	E	E	E	E	E	E		E	E	E	E	E
MERCURY VAPORS	E		E	E		C	C	E		E		E			E	
MESITYL OXIDE	C		G	X		X	X	X		X		E	E	X	X	E
METHALLYL ALCOHOL	E			E		E		E				E			G	E
METHALLYL CHLORIDE		C														
METHANE			X				G						E		E	
METHANE CARBOXYLIC ACID								SEE ACETIC ACID								

E = excellent; G = good; C = conditional; X = unsatisfactory

* compounds not in catalogue. Ask Parker for right solution



Chemical or Material Conveyed	Butyl	CPE	EPDM	Hypalon	Hytrel *	Natural	Neoprene	Nitrile	Nylon *	SBR	Santoprene	Teflon *	UHMW	Urethane *	Viton *	XLPE
METHANOIC ACID	E	X	E	E	C	C	E	C	X	E	E	E		X	X	
METHANOL (METHYL ALCOHOL)	E	G	E	E	E	E	E	E	G	E	E	E	E	X	C	C
METHANOL (WOOD ALCOHOL)	E	G	E	E	E	E	E	E	G	E	E	E	E	X	C	C
METHOXY ETHANOL		E														
METHOXYETHOXY ETHANOL		E														
METHYL 1-2, 4-PENTANEDIOL		E														
METHYL ACETATE	G		G	C	C	X	C	X	E	X		E	E	X	X	E
METHYL ACETOACETATE	G		G	X		X	X	X				E		X	X	E
METHYL ACETONE	G		E	X		C	X	X				E	E		X	
METHYL ACETYLENE PROPADIENE			G				E	E		G						
METHYL ACRYLATE			G										B			
METHYL ACRYLATE STAB.			G										B			
METHYL ALCOHOL	E	G	E	E	E	E	E	E	G	E	E	E	E	X	C	E
METHYL ALLYL ALCOHOL	E			E		E		E				E			G	
METHYL ALLYL CHLORIDE	F	C		X		X				X					F	G
METHYL AMYL CARBINOL	E			E		E		E				E			G	E
METHYL BENZENE	X	C	X	X	C	X	X	X	E	X	X	E		X	E	E
METHYL BROMIDE	C		C	X	X	X	X	G	G	X	X	E	G	X	E	G
METHYL BUTANE	X		X	X			X	E				E		G	E	
METHYL BUTANOL	E	E	E	E	E	E	E	E	E	G	E	E		X	E	
METHYL BUTYL KETONE	E		E	X		X	X	X		X		E	E	X	X	
METHYL CARBITOL	E			E		X		C				E				E
METHYL CELLOSOLVE	G		G	C		X	G	C		X		E	E	X	X	E
METHYL CHLORIDE	X	C	X	X	X	X	X	X	C	X	X	E	E	X	E	G
METHYL CYANIDE	E		E	G		G	E	C				E			X	
METHYL ETHYL KETONE	E	G	E	X	E	X	X	X	G	X	C	E	E	X	X	E
METHYL HEXANOL	E			E		E		E				E	E		G	E
METHYL ISOAMYL KETONE		C														
METHYL ISOBUTYL KETONE (MIBK)			G										G			
METHYL METHACRYLATE	C		X	X		X	X	X	C	X	C	E	G	X	X	G
METHYL NORMAL AMYL KETONE	G			X		X		X				E			X	E
METHYL PROPYL ETHER	X			G		X		X				E				E
METHYL SALICYLATE	G		C			X	X	X				E			G	
METHYL STYRENE		C														
METHYL SULFIDE	C			X		X		X				E				
METHYL TERTIARY BUTYL ETHER	G	X					X	X		X		G	G		X	
METHYL-1-PROPANOL	E		E	E		E	E	G		E		E		X	E	
METHYL-2-BUTANOL	E	E		E		E				E					F	E
METHYL-2-BUTANONE	G	X	C	X	X	X	X	X	E	X		E		X	X	E
METHYL-2-HEXANONE	G	C		X		X				X					X	E
METHYL-2-PENTANOL	E		E	E		G	E	G				E			C	
METHYL-2-PENTANONE	C	X	G	X	X	X	X	X	G	X	X	E		X	X	
METHYL-2-PROPEN-1-OL	E		E	E		G	E	G				E			C	
METHYL-3-PENTEN-1-ONE		C														
METHYL-4-ISOPROPYL BENZENE		C														
METHYLALLYL ACETATE	E			G		X		X				E			X	E
METHYLAMYL ALCOHOL	E		E	E		G	E	G				E			C	E
METHYLCYCLOHEXANE	X			X		X		X				E			G	G
METHYLENE BROMIDE	X		X	X		X	X	X				E	G		C	
METHYLENE CHLORIDE	X		C	X	X	X	X	X	C	X	X	E	E	X	G	C
METHYLETHYL KETONE	E	G	E	X	E	X	X	X	G	X	C	E	E	X	X	E
METHYLHEXYL KETONE	G			X		X		X				E			X	E
METHYLISOBUTYL CARBINOL	E		E	E		G	E	G				E			C	C
METHYLISOBUTYL KETONE	C	X	G	X	X	X	X	X	G	X	X	E	E	X	X	E
METHYLISOPROPYL KETONE	G	X	C	X	X	X	X	X	E	X		E		X	X	E
METHYLLACTONITRILE	E			C		C	B	X			E	E		X	X	
METHYLPHENOL	X		X	C		X	X	X				E		X	E	
METHYLPPROPYL CARBINOL	E			E		E		E				E			G	
METHYLPPROPYL KETONE	G		G	X		X	X	X		X		E			X	E
MIL-A-6091	E		E	E		E	E	G		E				X	E	
MIL-E-9500	E		E	E		E	E	E		E				X	E	
MIL-F-16884	X		X	C		X	C	E		X				C	E	
MIL-F-17111	X		X	X		X	G	E		X				C	E	
MIL-F-25558B	X		X	G		X	G	E		X				G	E	
MIL-F-25576C	X		X	C		X	C	E		X				C	E	
MIL-F-7024A	X		X	X		X	X	E		X				G	E	

E = excellent; G = good; C = conditional; X = unsatisfactory

* compounds not in catalogue. Ask Parker for right solution

Chemical Resistance Table

Chemical or Material Conveyed	Butyl	CPE	EPDM	Hypalon	Hytre [*]	Natural	Neoprene	Nitrile	Nylon [*]	SBR	Santoprene	Teflon [*]	UHMW	Urethane [*]	Viton [*]	XLPE
MIL-G-10924B	X		X	G		X	X	E		X				G	E	
MIL-G-25013D	X		X	G		X	G	E		X				C	E	
MIL-G-25537A	X		X	G		X	G	E		X				G	E	
MIL-G-4343B	C		C	G		C	G	G		C				E	E	
MIL-G-5572	X		X	X		X	X	E		X				G	E	
MIL-G-7711A	X		X	X		X	X	E		X				E	E	
MIL-H-13910B	G		E	G		G	G	G		E				X	E	
MIL-H-19457B	E		E	X		X	X	X		X				X	C	
MIL-H-22251	E		E	G			G	G		G					E	
MIL-H-27601A	X		X	C		X	G	G		X				C	E	
MIL-H-5606B	X		C	G		X	G	E		X				G	E	
MIL-H-6083C	X		X	G		C	G	E		X				G	E	
MIL-H-8446B	X		X	C		X	G	G		X				C	E	
MIL-J-5161F	X		X	X		X	X	G		X				C	E	
MIL-J-5624G (JP-3, JP-4, JP-5)	X		X	X		X	X	E		X				C	E	
MIL-L-15016	X		X	G		X	G	E		X				E	E	
MIL-L-17331D	X		X	G		X	G	E		X				E	E	
MIL-L-2104B	X		X	C		X	G	E		X				E	E	
MIL-L-21260	X		X	G		X	G	E		X				E	E	
MIL-L-23699A	X		X	C		X	C	G		X				C	E	
MIL-L-25681C	E		E	G		G	G	G		G				C	E	
MIL-L-3150A	X		X	G		X	G	E		X				G	E	
MIL-L-3545B	X		X	C		C	G	G		X				C	E	
MIL-L-4339C	X		X	X		X	X	E		X				X	E	
MIL-L-6082C	X		X	G		X	G	E		X				E	E	
MIL-L-6085A	X		X	X		X	X	G		X				C	E	
MIL-L-7870A	X		X	X		X	G	E		X				X	E	
MIL-L-9000F	X		X	C		X	G	E		X				C	E	
MIL-L-9236B	X		X	X		X	X	G		X				X	E	
MIL-O-5606								E							E	
MIL-O-7808	X		X	X		X	X	G		X		E		X	E	
MIL-P-27402	E		E	G			G	G		G						
MIL-S-3136B TYPE 1 FUEL	X		X	G		X	G	E		X				G	E	
MIL-S-3136B TYPE 2 FUEL	X		X	X		X	X	C		X				G	E	
MIL-S-3136B TYPE 3 FUEL	X		X	X		X	X	C		X				G	E	
MIL-S-3136B TYPE 4 OIL, LOWSWELL	X		X	E		X	E	E		X				E	E	
MIL-S-3136B TYPE 5 OIL, MEDSWELL	X		X	G		X	G	E		X				G	E	
MIL-S-3136B TYPE 6 OIL, HI SWELL	X		X	X		X	X	E		X				G	E	
MIL-S-81087	E		E	E		E	E	E		E				E	E	
MINERAL OIL	X	G	X	E	E	X	E	E	E	X	X	E	E	E	E	E
MINERAL SPIRITS	X		X	G		X	X	E		X		E	E	G	E	E
MOBILE HFA			X					E	E			E				
MOLTEN SULFUR	G		E	E		G	E	G				E	X	G	E	X
MONOBUTYL ETHER	X		X	X		X	C	C		X		E		X	X	E
MONO-CHLOROACETIC ACID	G	X	C	X	X	C	E	X	X	X	X	E		X	G	E
MONOCHLOROENZENE	X		X	X	C	X	X	X	G	X	X	E	G	X	E	G
MONOCHLORODIFLUOROMETHANE	X	C	E	E	X	C	E	X		E	X	E			X	C
MONOETHANOL AMINE	G		G	C		G	G	G		G		E	E	X	X	E
MONOETHYL AMINE	G		E	C		C	X	X		C		E		X	X	C
MONOMETHYLAMINE	C		E	C		C	C	G				E			C	E
MONOVINYL ACETATE			G										B		E	
MORPHOLINE			X				X	X	X			E				
MOTOR OIL			X	G	G		G	E	G			E	E	G	E	E
MTBE	G	X					X	X		X		G	G		X	
MURIATIC ACID	C	X	C	C	C	C	C	C	X	X	E	E	E	C	C	E
NA-K			X					X				X				
NAPHTHA	X	E	X	X	E	X	X	E	E	G	X	E	E	C	E	E
NAPHTHALENE	X	C	X	X	C	X	X	X	G	X	C	E	E	G	E	E
NAPHTHENIC ACIDS		E	X	X		X	X	G		X		E			E	
N-BUTANAL	G		G	C		X	C	X				E		C	X	
N-BUTYLAMINE	X		C	X		X	X	X		X		E		X	X	
N-BUTYLBENZENE				X		X		X				E			E	E
N-BUTYLBROMIDE	X			X		X		X				E			G	G
N-BUTYLBUTYRATE	E		E	X		X	X	X		X		E			E	G
N-BUTYLCARBINOL	E	E	E	E	E	E	E	G	E	E	E	E		X	E	
NEOHEXANE	X			X		X		E				E			E	E

E = excellent; G = good; C = conditional; X = unsatisfactory

* compounds not in catalogue. Ask Parker for right solution



Chemical or Material Conveyed	Butyl	CPE	EPDM	Hypalon	Hytrel *	Natural	Neoprene	Nitrile	Nylon *	SBR	Santoprene	Teflon *	UHMW	Urethane *	Viton *	XLPE
NEON GAS	E		E	E		E	E	E	E	E	E	E		E	E	
NEU-TRI	X			X		X		X				E			E	E
NICKEL ACETATE	E		E	X		E	G	G		X		E	E	X	X	E
NICKEL CHLORIDE	E	X	E	E	C	E	G	E	C	E		E	E	C	E	E
NICKEL NITRATE	E		E	E		E	E	E				E	E		E	E
NICKEL SULFATE	E	X	E	E	C	G	E	E	C	G		E	E	C	E	E
NIETYLENE						E										
NITRIC ACID, 10 %	E	X	E	G	C	X	G	X	C	X	E	E	E	X	X	C
NITRIC ACID, 13N	X	X	X	X	X	X	X	X	X	X		E		X		
NITRIC ACID, 13N + 5 %	X	X	X	X	X	X	X	X	X	X		E		X		
NITRIC ACID, UP TO 25 %	G	X	E	G	X	X	X	X	X	X		E	E	X	C	E
NITRIC ACID, 25 % - 40 %	C	X	G	C	X	X	X	X	X	X		E	G	X	C	G
NITRIC ACID, 40 % - 60 %	X	X	X	X	X	X	X	X	X	X		E	C	X	C	C
NITRIC ACID, CONC (16N)	X	X	X	X	X	X	X	X	X	X	X	E	E	X	E	G
NITRIC ACID, RED FUMING	C	X	X	X	X	X	X	X	X	X	X	E	X	X	C	X
NITRILOTRIETHANOL	G		E	E	X	G	X	C		G		E		X	X	
NITROBENZENE	G	C	X	X	X	X	X	X	C	X		E	E	X	C	E
NITROETHANE	G		G	C		G	C	X		E	E	E	E	X	X	E
NITROGEN	E		E	E		E	E	E		E		E	E	E	E	E
NITROMETHANE	G		G	C	C	G	X	X		C		E	E	X	X	E
NITROPROPANE			G										E			
NITROUS OXIDE GAS	E		E	E		E	G	E	C			E	E	G	E	
N-NONYL ALCOHOL	E			E		E		E				E			G	
N-OCTANE	X		X	X		X	C	E		X		E	G	X	E	G
NONANOIC ACID	E			X		X		E				E				
NONANOL	E			E		E		E				E			G	
N-SERV (75 % XYLENE)									E			E			E	C
NUTO H			X					E	E			E				
NYVAC LIGHT			E					X	E			E				
O-AMINOTOLUENE		G														
OCTANOIC ACID	C			G		C		C				E				
OCTANOL	G		E	G		G	G	G		G		E	E	X	E	E
OCTYL ACETATE	E			E		X		X				E	E		X	
OCTYL ALCOHOL	G		G	G		G	G	G		G		E	E	X	G	E
OCTYL ALDEHYDE	C			X		X		X				E			X	E
OCTYL AMINE	E			C		C		C				E			X	C
OCTYL CARBINOL	E			E		E		E				E			G	E
OCTYLENE GLYCOL	E			E		E		E				E			E	C
OIL-PETROLEUM	X	G	X	G	E	X	G	E	G	X	C	E	E	G	E	E
OLEIC ACID	X	X	C	G	E	X	C	E	E	X		E	E	G	E	E
OLEUM (FUMING SULFURIC ACID)	X	X	X	X	X	X	X	X	X	X		E	X	X	G	X
OLIVE OIL	G		G	G		X	G	E	E	X		E	G	E	E	C
ORTHO-DICHLOROBENZENE	X		X	X	X	X	X	X	E	X	X	E		X	E	
ORTHO-DICHLOROBENZOL	X		X	X	X	X	X	X	E	X	X	E		X	E	G
ORTHOXYLENE	X	C	C	X	C	X	X	X	G	X	X	E		X	E	E
OXALIC ACID	E	X	E	E	X	C	G	G	G	G	E	E	E	C	E	C
OXYDIETHANOL		E														
OXYGEN COLD			E				E						E		E	
OZONE	G		E	E	C	X	C	X	C	X		E	C	E	E	C
PAINT THINNER	X		X	X		X	X	X	G	X		E	E	X	G	E
PALM OIL																
PALMITIC ACID	G	G	G	C	E	E	G	E	C	B	E	E	E	E	E	G
PAPERMAKERS ALUM	E			E		E	E	E				E	G		E	
PARA METHOXYPROPENYL BENZENE	X	X		X		X			G			E			G	
PARA-DICHLOROBENZENE	X		X	X		X	X	X		X		E		X	E	G
PARAFFIN WAX	X		X	X		X	G	E		E			E	G	E	X
PARALDEHYDE	E		E	X		C	C	C				E			X	E
PARAXYLENE	X		X	X		X	X	C				E		C	E	E
PCB												E			E	
P-CYMENE	X	X	X	X		X	X	X		X		E	E	X	E	E
PELARGONIC ALCOHOL	E			E		E		E				E			G	E
PENTACHLOROETHANE	X			X		X	X	X				E			E	E
PENTADIONE		G														
PENTAMETHYLENE	X		X	X		X	E	G				E			E	
PENTANE	X		X	C	G	X	C	E	G	X		E	G	C	E	G
PENTANOL	E		E	E		E	E	E				E		C	G	

E = excellent; G = good; C = conditional; X = unsatisfactory

* compounds not in catalogue. Ask Parker for right solution

Chemical Resistance Table

Chemical or Material Conveyed	Butyl	CPE	EPDM	Hypalon	Hyrel *	Natural	Neoprene	Nitrile	Nylon *	SBR	Santoprene	Teflon *	UHMW	Urethane *	Viton *	XLPE
PENTANONE	G		G	X		X	X	X				E			X	E
PENTASOL	E		E	E		E	E	G		G		E		X	G	E
PENTYL ACETATE	G		E	X	C	X	X	X	G	X	X	E		X		
PENTYL ALCOHOL	E	E	E	E	E	E	E	G	E	E	E	E		X	E	
PENTYL BROMIDE												E			G	
PENTYL CHLORIDE	X	C	X	X		X	X		E	X		E		C	E	G
PENTYL ETHER				C				C				E				
PENTYLAMINE	G		X	C		C	X	C				E			X	
PERCHLORIC ACID-2N	G		G	G	X	X	G	X	X	X	X	E		X	E	E
PERCHLOROETHYLENE	X	C	X	X	X	X	X	C	C	X	X	E	G	X	E	G
PERCHLOROMETHANE	X					X	X	X				E				
PETROLEUM CRUDE	X		X	G	C	X	G	E	G	X		E	E	E	E	E
PETROLEUM ETHER	X		X	X		X	C	E	E	X		E		G	E	E
PETROLEUM OILS	X	G	X	G	E	X	G	E	G	X	C	E	E	G	E	E
PHENBO													E	X		
PHENOL	G			X	X	X	X	X	X	X	X	E	E	X	E	E
PHENOLSULFONIC ACID	C			X		X		X				E	G	G	X	G
PHENYLAMINE	E		G	X		X	X	X				E		C	E	
PHENYLBROMIDE	X		X	X		X	X	X				E		X	G	
PHENYLBUTANE		C														
PHENYLCHLORIDE	X		X	X		X	X	X				E		X	E	E
PHENYLETHYLENE	X		X	X	X	X	X	X		X		E		C	G	
PHENYLMETHANE	X		X	X		X	X	X				E		X	E	
PHENYLMETHANOL	G		G	G	C	X	X	X	C	X	X	E	E	X	E	E
PHENYLMETHYL ACETATE	E			G		X						E	E		X	E
PHOSPAHTE ESTERS	E	G	E	X	C	X	X	X	E	X	E	E		X	C	
PHOSPHORIC ACID 10 %	G	X	E	E			E	E	E	G	E	E	E	E	E	E
PHOSPHORIC ACID 10 % - 85 %	G	X	E	E	X	G	E	X	C	G		E	E	C	E	E
PHOSPHORUS TRICHLORIDE ACID	E		E	X		X	X	X		X		E				
PHTHALIC ANHYDRIDE			E				E								E	
PICRIC ACID, H2O SOLUTION	C	X	C	E	X	C	C	C	X	G	X	C		G	E	
PINE OIL	X		X	X		X	X	G		X		E	E	E	E	E
PINENE	X		X	X		X	X	G		X		E	E	G	E	E
POLY CHLORINATED BIPHENOL												E			E	
POLYETHYLENE GLYCOL E-400	E	E		E		E				E		E			E	
POLYOL ESTER					X		G		G					X		
POLYPROPYLENE GLYCOL	E			E		E		E				E			E	
POLYVINYL ACETATE EMULSION (PVA)			E				G						B		X	
POTASSIUM ACETATE	E		E	C		E	G	G	G	X		E	E	X	C	E
POTASSIUM BICARBONATE			E			E	E	E				E	E		E	
POTASSIUM BISULFATE	E		E	E		E	E	E	G	G		E	E		E	E
POTASSIUM BISULFITE	E		E	E		E	E	E	G	G		E	E	E	E	
POTASSIUM CARBONATE	E		E	E	X	E	E	E	C	E		E	E	C	E	E
POTASSIUM CHLORIDE	E	G	E	E	G	E	E	E	E	E		E	E	E	E	
POTASSIUM CHROMATE	G		E	C		G	E	E	G	G		E	G	G	E	G
POTASSIUM CYANIDE	E	G	E	E	G	E	G	E	E	E		E	E	E	E	E
POTASSIUM DICHROMATE	E	X	E	E		C	E	E	G	G		E	G	G	E	G
POTASSIUM HYDRATE	E		G	E		G	G	G	G	G		E		G	C	E
POTASSIUM HYDROXIDE	G	X	E	E	C	G	G	G	G	G	G	E	G	C	G	E
POTASSIUM NITRATE	E		E	E	G	E	E	E	G	E		E	E	E	E	E
POTASSIUM PERMANGANATE 5 %	E		E	G	X	E	E	C	X	G		E	E	X	E	
POTASSIUM SILICATE	E		E	E		E	E	E	G	E		E	E	E	E	E
POTASSIUM SULFATE	E		E	E	G	E	E	E	E	G		E	E	E	E	E
POTASSIUM SULFIDE	E		E	E		G	E	E	E	G		E	E	E	E	
POTASSIUM SULFITE	E		E	E		G	E	E	E	G		E	E	E	E	E
PRESTONE ANTIFREEZE	E	G	E	E	G	E	C	E	G	E	E	E		X	E	
PRODUCER GAS	X		X	G		X	G	E		X		E		E	E	
PROPANEDIOL	C		E	E		E	C	E		E		E		G	E	
PROPANETRIOL	E	E	E	E	E	E	E	E	G	E	X	E		C	E	
PROPANOL	E		E	E		E	E	E		E	E	E		X	E	E
PROPANOLAMINE		E														
PROPANONE	E	G	E	X	C	C	X	X	E	C	E	E		X	X	
PROPEN-1-OL	E		E	E		E	E	E				E	E		G	E
PROPENEDIAMENE		E														
PROPENENTRILE	X					G	X	X				E				
PROPENYL ALCOHOL	E		E	E		E	E	E				E	E		G	E

E = excellent; G = good; C = conditional; X = unsatisfactory

* compounds not in catalogue. Ask Parker for right solution



Chemical or Material Conveyed	Butyl	CPE	EPDM	Hypalon	Hytrel *	Natural	Neoprene	Nitrile	Nylon *	SBR	Santoprene	Teflon *	UHMW	Urethane *	Viton *	XLPE
PROPENYLANISOLE	X			X		X		X				E			G	
PROPIONIC ACID	E		E	G		E	C	C		X		E		X	X	E
PROPIONITRILE	E		E			E	G	X			X	E			X	
PROPYL ACETATE	G		E	X		X	X	X		X		E	E	X	X	E
PROPYL ALCOHOL	E		E	E		E	E	E		E	E	E	E	X	E	E
PROPYL ALDEHYDE	G			X		C		X				E	E		X	E
PROPYL BENZENE		C														
PROPYL CHLORIDE	C			X		X		X				E	E		G	E
PROPYL ETHER		E														
PROPYL NITRATE	G		G	X		X	X	X		X		E		X	X	
PROPYLENE	X		X	X		X	X	X		X		E		X	E	
PROPYLENE DIAMINE	E			C		G		G				E				
PROPYLENE DICHLORIDE													C		E	
PROPYLENE GLYCOL	C		E	E		E	C	E		E		E	E	G	E	
PYDRAUL, 'E' SERIES	G		G	X	G	X	X	X	G	X		E	E	X	E	E
PYDRAULIC 'C'	X		X	X	C	X	X	X	E	X	E	E		X	E	
PYRIDINE			G										C			
PYROLIGNEOUS ACID			G										G		B	
RESIN OIL							X						B		E	
QUINTOLUBRIC 822 SERIES	X		X			X	X	G							G	
RED OIL	X	X	C	G	E	X	C	E	E	X		E		G	E	
REFRIGERANT 11	X		X	E	E	X	X	G		X		E		C	C	
REFRIGERANT 12	C	C	C	E	E	C	E	E	G	E	X	E		E	G	C
REFRIGERANT 22	X	C	E	E	X	C	E	X	G	E	X	E		X	C	C
RESORCINOL			G		X		X		X	G	X	E		X	E	
SAE NO. 10 OIL	X	G	X	X	E	X	C	E	E	X	X	E		E	E	
SAL AMMONIAC	E	G	E	E	E	E	E	E	C	E		E		G	E	
SEA WATER	E		E	E	E	E	G	E	E	E	E	E	E	C	E	E
SEWAGE	G		E	E	G	G	G	E	E	G	G	E	E	X	E	E
SILICATE ESTERS	C		X	G	C	X	E	G	G	X		E		E	E	
SILICATE OF SODA	E		E	E		E	E	E				E			E	E
SILICONE GREASE	E		E	E	E	E	E	E	E	E		E		E	E	
SILICONE OIL	E		E	E	G	C	E	E	E	E		E	E	E	E	
SILVER NITRATE	E		E	E		E	E	G	E	E		E	E	E	E	E
SKYDROL 500 TYPE 2	G	G	E	X	G	X	X	X	G	X	E	E		X	X	
SKYDROL 500B	G	G	E	X	E		X		E		E	E		C	X	
SKYDROL 500C	G	G		X	E		X					E			X	
SKYDROL 7000 TYPE 2	E	G	E	X	X	X	X	X	E	X		E		X	G	
SOAP SOLUTIONS	G	G	E	E	E	G	G	E	E	G	E	E	E	E	E	E
SODA ASH	E	G	E	E	G	E	E	E	G	E		E	E	G	E	E
SODA LIME	E		E	G		E	G	G				E	E	C	G	E
SODA NITER	E	G	E	E	G	G	G	G	E	G		E		G	E	E
SODA, CAUSTIC	E	C	E	E	C	G	E	C	G	E	C	E	E	G	X	E
SODIUM ACETATE	E		E	C		E	G	G	G	X		E	E	X	X	E
SODIUM ALUMINATE	E		E	E		G	E	E	G	G		E	E		E	E
SODIUM BICARBONATE	E		E	E	G	E	E	E	E	E		E	E	E	E	E
SODIUM BISULFATE	E	X	E	E	C	E	E	G	C	G		E	E	E	E	E
SODIUM BISULFITE	E		E	E	G	E	E	E	E	G		E	E	E	E	C
SODIUM BORATE	E		E	E	G	E	E	E	E	E		E	E	G	E	E
SODIUM CARBONATE 10 % - 15 %	G	G	E	E	G	E	E	E	G	E		E	E	G	E	E
SODIUM CHLORATE			E												E	
SODIUM CHLORIDE	G	G	E	E	E	E	E	E	G	E	C	E	E	E	E	E
SODIUM CYANIDE	E	G	E	E	G	E	E	E	E	E		E	E	G	E	E
SODIUM DICHROMATE	E		C	G		X	C	E	G	G		E	E	G	C	G
SODIUM FLUORIDE			E				E						C		E	
SODIUM HYDRATE	E		E	G		E	G	G	G	G		E		C	G	E
SODIUM HYDROCHLORITE	G		G	E		C	C	C	G	G		E		C	E	G
SODIUM HYDROXIDE (CAUSTIC SODA)	E	C	E	E	C	E	G	C	G	G	C	E	E	C	C	E
SODIUM HYPOCHLORITE	G	X	G	G	C	X	C	X	X	C	C	E	E	C	C	G
SODIUM METAPHOSPHATE	G		E	G		E	G	E	E	E		E	E	G	E	E
SODIUM NITRATE	E	G	E	E	G	G	G	G	E	G		E	E	G	E	E
SODIUM PERBORATE	E	X	E	G	G	G	G	G	E	G		E	E	G	E	E
SODIUM PEROXIDE	E	X	E	G	G	G	G	G	X	G		E	E	X	E	E
SODIUM PHOSPHATE	E		E	E	G	E	C	E	C	E		E	E	E	E	E
SODIUM SILICATE	E	G	E	E	G	E	E	E	E	E		E	E	G	E	
SODIUM SULFATE	E	G	E	E	G	G	E	E	E	G		E	E	E	E	E

E = excellent; G = good; C = conditional; X = unsatisfactory

* compounds not in catalogue. Ask Parker for right solution

Chemical Resistance Table

Chemical or Material Conveyed	Butyl	CPE	EPDM	Hypalon	Hyrel *	Natural	Neoprene	Nitrile	Nylon *	SBR	Santoprene	Teflon *	UHMW	Urethane *	Viton *	XLPE
SODIUM SULFIDE	E	G	E	E	G	G	E	E	E	G		E		E	E	E
SODIUM SULFITE	E		E	E		G	E	E	E	G		E	E	E	E	E
SODIUM THIOSULFATE	E		E	E		E	E	E	G	G		E	E	E	E	E
SOYBEAN OIL	C	G	X	E	G	X	E	E	E	X		E	E	G	E	E
STANNIC CHLORIDE	G	X	E	C	G	G	C	E	C	E		E	E	G	E	E
STANNIC SULFIDE	E			E		E		E				E				E
STANNOUS CHLORIDE	E		C	E	G	E	E	E	C	E		E	E	C	E	
STANNOUS SULFIDE	E			E		E		E				E				E
STEARIC ACID	G	G	G	C	G	C	G	E	E	G	E	E	E	E	E	E
STODDARD SOLVENT	X	G	X	X	E	X	C	E	E	X	X	E	E	G	E	E
STYRENE MONOMER	X		X	X	X	X	X	X		X		E	G	C	G	G
SULFAMIC ACID	E		X	E		G	G	C				E		X	E	C
SULFUR	F		F	F		X	X	X		X		E	E		G	X
SULFUR CHLORIDE	X	G	X	C	C	X	C	C	C	X		E	E	C	E	E
SULFUR DIOXIDE	G		E	C	X	C	X	X	X	C		E	G		E	C
SULFUR TRIOXIDE, DRY	G		G	C	X	C	X	X		X		E	X	G	E	G
SULFURIC ACID 60 % +93 °C (+200 °F)	X	X	X		X		X	X	X	X			X		C	X
SULFURIC ACID, 25 %	G	X	E	E	E	G	E	E	X	G	E	E	E	X	E	E
SULFURIC ACID, 25 % – 50 %	G	X	E	G	G	G	E	E	X	G		E	E	X	E	E
SULFURIC ACID, 50 % – 96 %	X	X	G	C	X	X	C	C	X	X		E	E	X	E	E
SULFURIC ACID, CONC. 96 % – 98 %	X	X	X	X	X	X	X	X	X	X		E	E	X	G	C
SULFURIC ACID, FUMING	X	X	X	X	X	X	X	X	X	X		E	X	X	G	X
SULFUROUS ACID, 10 %	E	X	E	E	C	G	G	C	C	G		E	E		E	E
SULFUROUS ACID, 10 % – 85 %	E	X	G	E	C	G	C	C	X	C		E	E	X	G	E
SUTAN												E			F	E
TALL OIL	X		X	C		X	C	E		X		E	E	E	E	C
TALLOW	G		E	C		C	G	E		X		E	E	E	E	C
TANNIC ACID	E	X	E	E	G	E	E	E	G	G	E	E	E	E	E	E
TAR, BITUMINOUS	X	G	X	C	G	C	C	G	G	X		E		G	E	
TAR, CAMPHOR	X	C	X	X	C	X	X	X	G	X	C	E	X	G	E	X
TARTARIC ACID	G	X	C	E	G	E	E	E	E	G	E	E	E	E	E	E
T-BUTYL AMINE			G	X												
TELONE 2																E
TERPINOL	C	E	C	X		X	X	G		X		E	G	G	E	G
TERTIARY BUTYL ALCOHOL	G		G	G		G	G	G		G		E	E	X	E	E
TERTIARY BUTYL AMINE			G	X												
TERTIARY BUTYL MERCAPTAN	X		X	X		X	X	X		X		E		X	E	
TETRACHLOROENZENE	X			X		X		X				E		G	G	G
TETRACHLOROETHANE	X		X	X		X	X	X		X	C	E	C	X	E	
TETRACHLOROETHYLENE	X		X	X		X	X	C	C	X		E	G	X	E	E
TETRACHLOROMETHANE	X		X	X		X	X	X				E		C	E	E
TETRACHLORONAPHTHALENE	X			X		X		X				E			G	G
TETRAETHYLENE GLYCOL	E			E		E		E				E			E	
TETRAETHYLORTHOSILICATE	E					X	X	X				E				
TETRAHYDROFURAN	G		X	X	C	X	X	X	G	X	X	E	G	X	X	X
THF	G		X	X	C	X	X	X	G	X	X	E	G	X	X	X
TIN CHLORIDES	G		E	E		E	C	E				E	E	G	E	E
TITANIUM TETRACHLORIDE	X		X	X		X	X	C		X		E	G	X	E	
TOLUENE	X	C	X	X	C	X	X	X	E	X	X	E	E	X	E	E
TOLUENE DIISOCYANATE (TDI)			E										B			
TOLUIDINE	X			X		X		X				E			G	
TOLUOL	X	C	X	X	C	X	X	X	E	X	X	E		X	E	
TRANSFORMER OIL	X		X	C		X	G	E		X		E	E	E	E	
TRANSMISSION 'A' OIL	X		X	G	G	X	G	E	G	X		E		E	E	F
TRI (2-HYDROXYETHYL) AMINE	G		E	E	X	G	X	C		G		E		X	X	
TRIBUTYL AMINE	E			C		G		G				E				
TRIBUTYL PHOSPHATE	G		E	X	C	C	X	X	G	X		E	E	X	X	E
TRICHLOROACETIC ACID	G		G	C	X	C	X	C	X	X		E	E	X	X	E
TRICHLOROENZENE	X			X		X	X	X		X		E		X	G	
TRICHLOROETHANE	X		X	X		X	X	X	X	X		E		X	E	
TRICHLOROETHYLENE	X	C	X	X	X	X	X	X	C	X	X	E	G	X	E	G
TRICHLOROMETHANE	X	X	X	X	X	X	X	X	C	X	X	E		X	E	
TRICHLOROTOLUENE								X				E				
TRICRESYL PHOSPHATE	E		E	X	C	C	C	X	G	X		E	E	X	E	E
TRIETHANOLAMINE	G		E	E	X	G	X	C		G		E	E	X	X	E
TRIETHYLAMINE	C		E			G	G	E		X		E		X	E	

E = excellent; G = good; C = conditional; X = unsatisfactory

* compounds not in catalogue. Ask Parker for right solution



Chemical or Material Conveyed	Butyl	CPE	EPDM	Hypalon	Hytrel *	Natural	Neoprene	Nitrile	Nylon *	SBR	Santoprene	Teflon *	UHMW	Urethane *	Viton *	XLPE
TRIETHYLENE GLYCOL	E			E		E		E				E			E	
TRIHIDROXYBENZOIC ACID	G		G	G	X	E	G	G	G	G		E		X	E	
TRIMETHYL PENTANES (MIXED)	X	E	X	C	E	X	C	E	E	X	X	E		G	E	
TRIMETHYL PENTENE		E														
TRIMETHYLAMINE		E										E	E			E
TRINITROTOLUENE (TNT)							G								G	
TRISODIUM PHOSPHATE	E		E	E	E	E	E	E	E	E		E		E	E	E
TRITOYL PHOSPHATE	E		E	X	C	X	X	X	G	X		E		X	E	
TUNG OIL	X	C	X	E	G	X	E	E	G	X		E	E	C	E	E
TUNG OIL (CHINA OIL)	C	C	X	E	G	X	E	E	G	X		E	E	C	E	E
TURBINE OIL			X				C						B		E	
TURPENTINEX	X	G	X	X		X	X	X	E	X	X	E	G	E	E	G
UDMH	E		E	E		E	G	G		X		E		X	X	
UNDECYL ALCOHOL	E			E		E		E				E			G	
UREA	E		E	E	G	E	G	G	E			E	E	G	E	E
URETHANE FORMULATIONS								E	E			E				
URIC ACID					X				G		E	E		X		
VARNISH	X	C	X	X		X	X	G	E	X		E		C	E	
VEGETABLE OILS	C		C	G		X	C	E	G	X		E	E	E	E	E
VERSILUBE F44	E		E	E		E	E	E	E	E		E		E	E	
VERSILUBE F55	E		X	E		E	E	E	E	E		E		E	E	
VINEGAR	E		E	E	C	G	G	G	E	G		E	X	C	E	X
VINEGAR ACID		G														
VINYL ACETATE	E		G	C		X	X	X		X		X	E	X	E	E
VINYL BENZENE	X		X	X	X	X	X	X		X		E	E	C	G	G
VINYL CHLORIDE (GAS)	X		G			G						E	E			E
VINYL CYANIDE	X	E	X	C		C	C	X	E	C	X	E		X	C	
VINYL ETHER	X			G		X		G				E	E		X	E
VINYL STYRENE	X			X		X				X		E	E		E	E
VINYL TOLUENE	X			X		X		X				E	E		E	E
VINYL TRICHLORIDE	X			X		X	X	X				E	E		E	E
VITAL, 4300, 5310			X					X	E			E				
VM&P NAPHTHA	X		X	X		X	C	C				E			E	X
WATER	E	G	E	E	E	E	G	E	E	G	E	E	E	E	E	E
WATER, BOILING	E		E	E	C		G	G	X	G	E	G	X	G	G	X
WATER, SODA					E				E		E	E				
WEMCO C	X		X	X		X	G	E		X				E	E	
WHISKEY	E		E	E	G	E	E	E	E	E		E	X	X	E	X
WHITE OIL	X		X	X		X	G	E		X		E	E	E	E	X
WHITE PINE OIL	X		X	X		X	X	G		X					E	
WINES	E		E	E	G	E	E	E	E	E		E	X	X	E	X
WOOD ALCOHOL	E		E	E		E	E	E		E		E	E	X	C	E
WOOD OIL	C		X	C	G	X	G	E	G	X		E	E	C	E	E
XENON	E		E	E		E	E	E		E		E		E	E	
XYLENE, XYLOL	X	C	X	X	C	X	X	X	G	X	X	E	C	C	E	C
XYLIDINE	G		C	X		X	X	C		X		E	G		C	G
ZEOLITES	E		E	E		E	E	E		E					E	
ZINC ACETATE	E		E	C		E	G	G		X		E		X	C	
ZINC CARBONATE	E		E	E		E	E	E				E	E	E	E	E
ZINC CHLORIDE	E	X	E	E	E	E	E	E	E	E		E	E	G	E	E
ZINC CHROMATE	E			C								E				G
ZINC SULFATE	E	X	E	E	C	E	E	E	X	G		E	E	G	E	E

E = excellent; G = good; C = conditional; X = unsatisfactory

* compounds not in catalogue. Ask Parker for right solution

Chemical Resistance Guide for PU Flat Hose

Chemical	Resistance
Acetone	X
Ammonium Hydroxide	X
Amyl Acetate	C
Benzene	X
Benzyl Alcohol	X
Butyl Acetate	G
Butyl Alcohol	G
Butyl Stearate	F
Calcium Chloride	G
Calcium Nitrate	G
Carbon Tetrachloride	X
Chlorobenzene	X
Chloroform	X
Cresols	X
Chlorox	C
Detergents (Non-hydrocarbon)	G
Diacelone Alcohol	X
Diesel Oil	G
Diethylene Glycol, cold	G
Ethyl Alcohol, (Ethanol) cold	G
Ethyl Ether	C
Ethylene Dichloride	X
Freon 113	G
Fuel Oil	F
Fuel Oil Acid	C
Gasoline (Sour or refined)	G
Glue	G
Grease	G
Hydrochloric Acid (Hot) 37 %	X
Hydrochloric Acid (Cold) 37 %	X
Hydrogen Gas	G

G = good; F = fair; C = conditional; X = not recommended

Chemical	Resistance
Hydrogen Peroxide 90 %	C
Hydrogen Peroxide 30 %	G
Kerosene	G
Methyl Alcohol	C
Methyl Ethyl Ketone (MEK)	X
Mineral Oil	G
Naphtha	F
Nitric Acid	X
Petroleum, Crude	G
Phenol (Carbolic Acid)	C
Phosphoric Acid (Grude)	X
Phosphorit Acid 45%	X
Potassium Hydroxide	C
Propyl Alcohol	C
Sodium Chloride	F
Sodium Hydroxide (Caustic Soda)	C
Sodium Nitrate	G
Sodium Phosphate	X
Sodium Silicate	G
Sulphuric Acid 10 %	C
Sulphuric Acid 11-75 %	C
Sulphuric Acid 76-95 %	C
Toluene (Toluol)	X
Trichloroethylene	C
Tricresyl Phosphate	X
Vegetable Oils	G
Water, Fresh	G
Water, Sea	G
Zint Chloride, Dry	G
Zint Sulphate, Dry	G

G = good; F = fair; C = conditional; X = not recommended

WARNING

The above data is based on testing and believed to be reliable; however, the information should be used ONLY as a guide, since it does not take into consideration all variables, such as elevated temperatures, fluid contamination, concentration, etc., that may be encountered in actual use.

All critical applications should be tested. Contact Parker Snap-tite for additional chemical compatibility information.

Rubber Hose Dimensional Tolerances

According to norms

API 1529	
I.D. ≤ 38 mm	± 0.80 mm
I.D. 50 – 75 mm	± 1.20 mm
I.D. 100 mm	± 1.60 mm

BS 5118/34310	
On inside diameter	± 0.75 mm

DIN 74310	
On inside diameter	
I.D. ≤ 9 mm	± 0.50 mm
I.D. > 9 mm	± 0.50 mm
On wall thickness	± 0.50 mm
Length tolerance	± 0.5 %

EN 250	
On inside diameter	± 0.50 mm
On outside diameter	-0.2 / +0.8 mm
Length tolerance	± 1 %

EN ISO 1825	
I.D. ≤ 38 mm	± 0.80 mm
I.D. 50 – 75 mm	± 1.20 mm
I.D. 100 mm	± 1.60 mm

EN ISO 7840	
On inside diameter	
I.D. 5 mm	± 0.50 mm
I.D. 8 – 19 mm	± 0.75 mm
I.D. 25 mm	± 1.25 mm
I.D. 38 – 50 mm	± 1.50 mm
Length tolerance	± 1 %

EN 12115	
On inside diameter	
I.D. 19 – 38 mm	± 0.50 mm
I.D. 50 mm	± 0.70 mm
I.D. 63.5 – 100 mm	± 0.80 mm
On outside diameter	
O.D. 31 – 51 mm	± 1.00 mm
O.D. 66 – 91 mm	± 1.20 mm
O.D. 116 mm	± 1.60 mm
Length tolerance	± 1 %

EN ISO 3821	
On inside diameter	
I.D. 6.3 mm	± 0.40 mm
I.D. 8 – 10 mm	± 0.50 mm
Length tolerance	± 1 %

EN ISO 6134	
On inside diameter	
≤ I.D. 38 mm	± 0.50 mm
> I.D. 38 mm	± 0.70 mm
On outside diameter	
≤ O.D. 48 mm	± 1.00 mm
O.D. 54 mm	± 1.20 mm
O.D. 69 mm	± 1.40 mm
Length tolerance	± 1 %

SAE J1402 – TABLE A	
On inside diameter	
I.D. 9.5 mm	± 0.60 mm
I.D. 12.7 – 15.9 mm	± 0.80 mm
On outside diameter	
O.D. 19 mm	+ 0.80/ -0.70 mm
O.D. 22.2 – 27 mm	± 0.80 mm
Length tolerance	± 1 %

SAE J 30 R7	
On inside diameter	
I.D. ≤ 9.5 mm	± 0.40 mm
I.D. > 9.5 mm	± 0.60 mm
On outside diameter	
O.D. ≤ 15.9 mm	± 0.60 mm
O.D. > 15.9 mm	± 0.80 mm
Length tolerance	± 1 %

UNI 7140	
On inside diameter	± 0.50 mm
Length tolerance	± 1 %

UNI EN ISO 1307	
On inside diameter	
I.D. ≤ 5 mm	± 0.60 mm
I.D. 6 – 20 mm	± 0.80 mm
I.D. > 20 – 25 mm	± 1.20 mm
I.D. > 25 mm	± 1.60 mm
Length tolerance	± 1 %

RMA steel mandrel	
On inside diameter	
I.D. ≤ 38 mm	± 0.79 mm
I.D. 40 – 120 mm	± 1.59 mm
I.D. > 120 mm	± 2.00 mm
On outside diameter	
O.D. ≤ 125 mm	± 1.59 mm
O.D. > 125 mm	± 2.00 mm
<i>Tolerances on outside diameter are valid for hoses without a built-in helix only.</i>	
Length tolerance	± 1 %

PVC Hose Dimensional Tolerances

ASPIREX	
On inside diameter	± 4 %
On wall thickness	± 0.50 mm
Length tolerance	± 1 %

ASPIREX (PU/ANC) and 140 °C	
On inside diameter	± 4 %
Length tolerance	± 1 %

APERFLAT	
On inside diameter	
I.D. ≤ 100 mm	± 1.00 mm
I.D. > 100 mm	± 1.50 mm
Length tolerance	± 1 %

MULTIREX, ENOREX	
On inside diameter	
I.D. ≤ 50 mm	± 0.50 mm
I.D. > 50 mm	± 1.00 mm
On wall thickness	± 0.50 mm
Length tolerance	± 1 %

APERSPIR	
On inside diameter	± 1 %
On wall thickness	± 0.50 mm
Length tolerance	± 1 %

APERFRUT	
On inside diameter	
I.D. ≤ 16 mm	± 0.50 mm
I.D. > 16 mm	± 1.00 mm
Length tolerance	± 2 %

VINITRESS	
On inside diameter	
I.D. ≤ 15 mm	± 0.50 mm
I.D. 16 – 19 mm	± 0.80 mm
I.D. > 19 mm	± 1.00 mm
On wall thickness	± 0.50 mm
Length tolerance	± 1 %

All other technical data are subject to a ± 5 % tolerance

Parker Safety Guide

for Selecting and Using Hose, Tubing, Fittings and Related Accessories

Parker Publication No. 4400-B.1 – Revised: November, 2007



WARNING

Failure or improper selection or improper use of hose, tubing, fittings, assemblies or related accessories (“Products”) can cause death, personal injury and property damage. Possible consequences of failure or improper selection or improper use of these Products include but are not limited to:

- Fittings thrown off at high speed.
- High velocity fluid discharge.
- Explosion or burning of the conveyed fluid.
- Electrocutation from high voltage electric powerlines.
- Contact with suddenly moving or falling objects that are controlled by the conveyed fluid.
- Injections by high-pressure fluid discharge.
- Dangerously whipping Hose.
- Contact with conveyed fluids that may be hot, cold, toxic or otherwise injurious.
- Sparking or explosion caused by static electricity buildup or other sources of electricity.
- Sparking or explosion while spraying paint or flammable liquids.
- Injuries resulting from inhalation, ingestion or exposure to fluids.

Before selecting or using any of these Products, it is important that you read and follow the instructions below.

Only Hose from Parker’s Stratoflex Products Division is approved for in flight aerospace applications.

1.0 GENERAL INSTRUCTIONS

1.1 Scope: This safety guide provides instructions for selecting and using (including assembling, installing, and maintaining) these Products. For convenience, all rubber and/or thermo-plastic products commonly called “hose” or “tubing” are called “Hose” in this safety guide. All assemblies made with Hose are called “Hose Assemblies”. All products commonly called “fittings”, “couplings” or “adapters” are called “Fittings”. All related accessories (including crimping and swaging machines and tooling) are called “Related Accessories”. This safety guide is a supplement to and is to be used with the specific Parker publications for the specific Hose, Fittings and Related Accessories that are being considered for use. Parker publications are available at www.parker.com. SAE J1273 (www.sae.org) and ISO 17165 2 (www.ansi.org) also provide recommended practices for hydraulic Hose Assemblies.

1.2 Fail-Safe: Hose, Hose Assemblies and Fittings can and do fail without warning for many reasons. Design all systems and equipment in a fail safe mode, so that failure of the Hose, Hose Assembly or Fitting will not endanger persons or property.

1.3 Distribution: Provide a copy of this safety guide to each person responsible for selecting or using Hose and Fitting products. Do not select or use Parker Hose or Fittings without thoroughly reading and understanding this safety guide as well as the specific Parker publications for the Products.

1.4 User Responsibility: Due to the wide variety of operating conditions and applications for Hose and Fittings, Parker does not represent or warrant that any particular Hose or Fitting is suitable for any specific end use system. This safety guide does not analyze all technical parameters that must be considered in selecting a product. The user, through its own analysis and testing, is solely responsible for:

- Making the final selection of the Products.
- Assuring that the user’s requirements are met and that the application presents no health or safety hazards.
- Providing all appropriate health and safety warnings on the equipment on which the Products are used.
- Assuring compliance with all applicable government and industry standards.

1.5 Additional Questions: Call the appropriate Parker technical service department if you have any questions or require any additional information. See the Parker publication for the

Products being considered or used, or call 1 800 CPARKER, or go to www.parker.com, for telephone numbers of the appropriate technical service department.

2.0 HOSE AND FITTING SELECTION INSTRUCTIONS

2.1 Electrical Conductivity: Certain applications require that the Hose be nonconductive to prevent electrical current flow. Other applications require the Hose and the Fittings and the Hose/Fitting interface to be sufficiently conductive to drain off static electricity. Extreme care must be exercised when selecting Hose and Fittings for these or any other applications in which electrical conductivity or nonconductivity is a factor. The electrical conductivity or nonconductivity of Hose and Fittings is dependent upon many factors and may be susceptible to change. These factors include but are not limited to the various materials used to make the Hose and the Fittings, Fitting finish (some Fitting finishes are electrically conductive while others are nonconductive), manufacturing methods (including moisture control), how the Fittings contact the Hose, age and amount of deterioration or damage or other changes, moisture content of the Hose at any particular time, and other factors. The following are considerations for electrically nonconductive and conductive Hose. For other applications consult the individual catalog pages and the appropriate industry or regulatory standards for proper selection.

2.1.1 Electrically Nonconductive Hose: Certain applications require that the Hose be nonconductive to prevent electrical current flow or to maintain electrical isolation. For applications that require Hose to be electrically nonconductive, including but not limited to applications near high voltage electric lines, only special nonconductive Hose can be used. The manufacturer of the equipment in which the nonconductive Hose is to be used must be consulted to be certain that the Hose and Fittings that are selected are proper for the application. Do not use any Parker Hose or Fittings for any such application requiring nonconductive Hose, including but not limited to applications near high voltage electric lines, unless (i) the application is expressly approved in the Parker technical publication for the product, (ii) the Hose is marked “nonconductive”, and (iii) the manufacturer of the equipment on which the Hose is to be used specifically approves the particular Parker Hose and Fittings for such use.

2.1.2 Electrically Conductive Hose: Parker manufactures special Hose for certain applications that require electrically conductive Hose. Parker manufactures special Hose for conveying paint in

airless paint spraying applications. This Hose is labeled “Electrically Conductive Airless Paint Spray Hose” on its layline and packaging. This Hose must be properly connected to the appropriate Parker Fittings and properly grounded in order to dissipate dangerous static charge buildup, which occurs in all airless paint spraying applications. Do not use any other Hose for airless paint spraying, even if electrically conductive. Use of any other Hose or failure to properly connect the Hose can cause a fire or an explosion resulting in death, personal injury, and property damage. Parker manufactures a special Hose for certain compressed natural gas (“CNG”) applications where static electricity buildup may occur. Parker CNG Hose assemblies comply with the requirements of ANSI/IAS NGV 4.2-1999; CSA 12.52-M99, “Hoses for Natural Gas Vehicles and Dispensing Systems” (www.ansi.org). This Hose is labeled “Electrically Conductive for CNG Use” on its layline and packaging. This Hose must be properly connected to the appropriate Parker Fittings and properly grounded in order to dissipate dangerous static charge buildup, which occurs in, for example, high velocity CNG dispensing or transfer. Do not use any other Hose for CNG applications where static charge buildup may occur, even if electrically conductive. Use of other Hoses in CNG applications or failure to properly connect or ground this Hose can cause a fire or an explosion resulting in death, personal injury, and property damage. Care must also be taken to protect against CNG permeation through the Hose wall. See section 2.6, Permeation, for more information. Parker CNG Hose is intended for dispenser and vehicle use at a maximum temperature of 180°F (82°C). Parker CNG Hose should not be used in confined spaces or unventilated areas or areas exceeding 180°F (82°C). Final assemblies must be tested for leaks. CNG Hose Assemblies should be tested on a monthly basis for conductivity per ANSI/IAS NGV 4.2-1999; CSA 12.52-M99. Parker manufactures special Hose for aerospace in flight applications. Aerospace in flight applications employing Hose to transmit fuel, lubricating fluids and hydraulic fluids require a special Hose with a conductive inner tube. This Hose for in flight applications is available only from Parker’s Stratoflex Products Division. Do not use any other Parker Hose for in flight applications, even if electrically conductive. Use of other Hoses for in flight applications or failure to properly connect or ground this Hose can cause a fire or an explosion resulting in death, personal injury and property damage. These Hose assemblies for in flight applications must meet all applicable aerospace industry, aircraft engine and aircraft requirements.

2.2 Pressure: Hose selection must be made so that the published maximum working pressure of the Hose and Fittings are equal to or greater than the maximum system pressure. The maximum working pressure of a Hose Assembly is the lower of the respective published maximum working pressures of the Hose and the Fittings used. Surge pressures or peak transient pressures in the system must be below the published maximum working pressure for the Hose. Surge pressures and peak pressures can usually only be determined by sensitive electrical instrumentation that measures and indicates pressures at millisecond intervals. Mechanical pressure gauges indicate only average pressures and cannot be used to determine surge pressures or peak transient pressures. Published burst pressure ratings for Hose is for manufacturing test purposes only and is no indication that the Product can be used in applications at the burst pressure or otherwise above the published maximum recommended working pressure.

2.3 Suction: Hoses used for suction applications must be selected to ensure that the Hose will withstand the vacuum and pressure of the system. Improperly selected Hose may collapse in suction application.

2.4 Temperature: Be certain that fluid and ambient temperatures, both steady and transient, do not exceed the limitations of the Hose. Temperatures below and above the recommended limit can degrade Hose to a point where a failure may occur and release fluid. Properly insulate and protect the Hose

Assembly when routing near hot objects (e.g. manifolds). Do not use any Hose in any application where failure of the Hose could result in the conveyed fluids (or vapors or mist from the conveyed fluids) contacting any open flame, molten metal, or other potential fire ignition source that could cause burning or explosion of the conveyed fluids or vapors.

2.5 Fluid Compatibility: Hose Assembly selection must assure compatibility of the Hose tube, cover, reinforcement, and Fittings with the fluid media used. See the fluid compatibility chart in the Parker publication for the product being considered or used. This information is offered only as a guide. Actual service life can only be determined by the end user by testing under all extreme conditions and other analysis. Hose that is chemically compatible with a particular fluid must be assembled using Fittings and adapters containing likewise compatible seals.

2.6 Permeation: Permeation (that is, seepage through the Hose) will occur from inside the Hose to outside when Hose is used with gases, liquid and gas fuels, and refrigerants (including but not limited to such materials as helium, diesel fuel, gasoline, natural gas, or LPG). This permeation may result in high concentrations of vapors which are potentially flammable, explosive, or toxic, and in loss of fluid. Dangerous explosions, fires, and other hazards can result when using the wrong Hose for such applications. The system designer must take into account the fact that this permeation will take place and must not use Hose if this permeation could be hazardous. The system designer must take into account all legal, government, insurance, or any other special regulations which govern the use of fuels and refrigerants. Never use a Hose even though the fluid compatibility is acceptable without considering the potential hazardous effects that can result from permeation through the Hose Assembly. Permeation of moisture from outside the Hose to inside the Hose will also occur in Hose assemblies, regardless of internal pressure. If this moisture permeation would have detrimental effects (particularly, but not limited to refrigeration and air conditioning systems), incorporation of sufficient drying capacity in the system or other appropriate system safeguards should be selected and used.

2.7 Size: Transmission of power by means of pressurized fluid varies with pressure and rate of flow. The size of the components must be adequate to keep pressure losses to a minimum and avoid damage due to heat generation or excessive fluid velocity.

2.8 Routing: Attention must be given to optimum routing to minimize inherent problems (kinking or flow restriction due to Hose collapse, twisting of the Hose, proximity to hot objects or heat sources). For additional routing recommendations see SAE J1273 and ISO 17165-2. Hose Assemblies have a finite life and if possible, should be installed in a manner that allows for ease of inspection and future replacement. Rubber Hose because of its relative short life, should not be used in residential and commercial buildings for HVAC (heating, ventilating and air conditioning) applications.

2.9 Environment: Care must be taken to ensure that the Hose and Fittings are either compatible with or protected from the environment (that is, surrounding conditions) to which they are exposed. Environmental conditions including but not limited to ultraviolet radiation, sunlight, heat, ozone, moisture, water, salt water, chemicals and air pollutants can cause degradation and premature failure.

2.10 Mechanical Loads: External forces can significantly reduce Hose life or cause failure. Mechanical loads which must be considered include excessive flexing, twist, kinking, tensile or side loads, bend radius, and vibration. Use of swivel type Fittings or adapters may be required to ensure no twist is put into the Hose. Unusual applications may require special testing prior to Hose selection.

2.11 Physical Damage: Care must be taken to protect Hose from wear, snagging, kinking, bending smaller than minimum bend radius and cutting, any of which can cause premature

Hose failure. Any Hose that has been kinked or bent to a radius smaller than the minimum bend radius, and any Hose that has been cut or is cracked or is otherwise damaged should be removed and discarded.

2.12 Proper End Fitting: See instructions 3.2 through 3.5. These recommendations may be substantiated by testing to industry standards such as SAE J517 for hydraulic applications, or MIL-A-5070, AS1339, or AS3517 for Hoses from Parker's Stratoflex Products Division for aerospace applications.

2.13 Length: When establishing a proper Hose length, motion absorption, Hose length changes due to pressure, and Hose and machine tolerances and movement must be considered.

2.14 Specifications and Standards: When selecting Hose and Fittings, government, industry, and Parker specifications and recommendations must be reviewed and followed as applicable.

2.15 Hose Cleanliness: Hose components may vary in cleanliness levels. Care must be taken to ensure that the Hose Assembly selected has an adequate level of cleanliness for the application.

2.16 Fire Resistant Fluids: Some fire resistant fluids that are to be conveyed by Hose require use of the same type of Hose as used with petroleum base fluids. Some such fluids require a special Hose, while a few fluids will not work with any Hose at all. See instructions 2.5 and 1.5. The wrong Hose may fail after a very short service. In addition, all liquids but pure water may burn fiercely under certain conditions, and even pure water leakage may be hazardous.

2.17 Radiant Heat: Hose can be heated to destruction without contact by such nearby items as hot manifolds or molten metal. The same heat source may then initiate a fire. This can occur despite the presence of cool air around the Hose.

2.18 Welding or Brazing: When using a torch or arc welder in close proximity to hydraulic lines, the hydraulic lines should be removed or shielded with appropriate fire resistant materials. Flame or weld spatter could burn through the Hose and possibly ignite escaping fluid resulting in a catastrophic failure. Heating of plated parts, including Hose Fittings and adapters, above 450°F (232°C) such as during welding, brazing or soldering may emit deadly gases.

2.19 Atomic Radiation: Atomic radiation affects all materials used in Hose assemblies. Since the long-term effects may be unknown, do not expose Hose assemblies to atomic radiation.

2.20 Aerospace Applications: The only Hose and Fittings that may be used for in flight aerospace applications are those available from Parker's Stratoflex Products Division. Do not use any other Hose or Fittings for in flight applications. Do not use any Hose or Fittings from Parker's Stratoflex Products Division with any other Hose or Fittings, unless expressly approved in writing by the engineering manager or chief engineer of Stratoflex Products Division and verified by the user's own testing and inspection to aerospace industry standards.

2.21 Unlocking Couplings: Ball locking couplings or other Fittings with quick disconnect ability can unintentionally disconnect if they are dragged over obstructions, or if the sleeve or other disconnect member, is bumped or moved enough to cause disconnect. Threaded Fittings should be considered where there is a potential for accidental uncoupling.

3.0 HOSE AND FITTING ASSEMBLY AND INSTALLATION INSTRUCTIONS

3.1 Component Inspection: Prior to assembly, a careful examination of the Hose and Fittings must be performed. All components must be checked for correct style, size, catalog number, and length. The Hose must be examined for cleanliness, obstructions, blisters, cover looseness, kinks, cracks, cuts or any other visible defects. Inspect the Fitting and sealing surfaces for burrs, nicks, corrosion or other imperfections. Do NOT use any component that displays any signs of nonconformance.

3.2 Hose and Fitting Assembly: Do not assemble a Parker Fitting on a Parker Hose that is not specifically listed by Parker for that Fitting, unless authorized in writing by the engineering manager or chief engineer of the appropriate Parker division. Do not assemble a Parker Fitting on another manufacturer's Hose or a Parker Hose on another manufacturer's Fitting unless (i) the engineering manager or chief engineer of the appropriate Parker division approves the Assembly in writing or that combination is expressly approved in the appropriate Parker literature for the specific Parker product, and (ii) the user verifies the Assembly and the application through analysis and testing. For Parker Hose that does not specify a Parker Fitting, the user is solely responsible for the selection of the proper Fitting and Hose Assembly procedures. See instruction 1.4. To prevent the possibility of problems such as leakage at the Fitting or system contamination, it is important to completely remove all debris from the cutting operation before installation of the Fittings. The Parker published instructions must be followed for assembling the Fittings on the Hose. These instructions are provided in the Parker Fitting catalog for the specific Parker Fitting being used, or by calling 1 800 CPARKER, or at www.parker.com.

3.3 Related Accessories: Do not crimp or swage any Parker Hose or Fitting with anything but the listed swage or crimp machine and dies in accordance with Parker published instructions. Do not crimp or swage another manufacturer's Fitting with a Parker crimp or swage die unless authorized in writing by the engineering manager or chief engineer of the appropriate Parker division.

3.4 Parts: Do not use any Parker Fitting part (including but not limited to socket, shell, nipple, or insert) except with the correct Parker mating parts, in accordance with Parker published instructions, unless authorized in writing by the engineering manager or chief engineer of the appropriate Parker division.

3.5 Field Attachable/Permanent: Do not reuse any field attachable Hose Fitting that has blown or pulled off a Hose. Do not reuse a Parker permanent Hose Fitting (crimped or swaged) or any part thereof. Complete Hose Assemblies may only be reused after proper inspection under section 4.0. Do not assemble Fittings to any previously used hydraulic Hose that was in service, for use in a fluid power application.

3.6 Pre-Installation Inspection: Prior to installation, a careful examination of the Hose Assembly must be performed. Inspect the Hose Assembly for any damage or defects. DO NOT use any Hose Assembly that displays any signs of nonconformance.

3.7 Minimum Bend Radius: Installation of a Hose at less than the minimum listed bend radius may significantly reduce the Hose life. Particular attention must be given to preclude sharp bending at the Hose to Fitting juncture. Any bending during installation at less than the minimum bend radius must be avoided. If any Hose is kinked during installation, the Hose must be discarded.

3.8 Twist Angle and Orientation: Hose Assembly installation must be such that relative motion of machine components does not produce twisting.

3.9 Securement: In many applications, it may be necessary to restrain, protect, or guide the Hose to protect it from damage by unnecessary flexing, pressure surges, and contact with other mechanical components. Care must be taken to ensure such restraints do not introduce additional stress or wear points.

3.10 Proper Connection of Ports: Proper physical installation of the Hose Assembly requires a correctly installed port connection insuring that no twist or torque is transferred to the Hose when the Fittings are being tightened or otherwise during use.

3.11 External Damage: Proper installation is not complete without insuring that tensile loads, side loads, kinking, flattening, potential abrasion, thread damage or damage to sealing surfaces are corrected or eliminated. See instruction 2.10.

3.12 System Checkout: All air entrapment must be eliminated and the system pressurized to the maximum system pressure (at or below the Hose maximum working pressure) and checked for proper function and freedom from leaks. Personnel must stay out of potential hazardous areas while testing and using.

3.13 Routing: The Hose Assembly should be routed in such a manner so if a failure does occur, the escaping media will not cause personal injury or property damage. In addition, if fluid media comes in contact with hot surfaces, open flame or sparks, a fire or explosion may occur. See section 2.4.

3.14 Ground Fault Equipment Protection Devices (GFEPDs): **WARNING! Fire and Shock Hazard:** To minimize the danger of fire if the heating cable of a Multitube bundle is damaged or improperly installed, use a Ground Fault Equipment Protection Device. Electrical fault currents may be insufficient to trip a conventional circuit breaker. For ground fault protection, the IEEE 515:1989 (www.ansi.org) standard for heating cables recommends the use of GFEPDs with a nominal 30 milliamperere trip level for "piping systems in classified areas, those areas requiring a high degree of maintenance, or which may be exposed to physical abuse or corrosive atmospheres".

4.0 HOSE AND FITTING MAINTENANCE AND REPLACEMENT INSTRUCTIONS

4.1 Even with proper selection and installation, Hose life may be significantly reduced without a continuing maintenance program. The severity of the application, risk potential from a possible Hose failure, and experience with any Hose failures in the application or in similar applications should determine the frequency of the inspection and the replacement for the Products so that Products are replaced before any failure occurs. A maintenance program must be established and followed by the user and, at minimum, must include instructions 4.2 through 4.7.

4.2 Visual Inspection Hose/Fitting: Any of the following conditions require immediate shut down and replacement of the Hose Assembly:

- Fitting slippage on Hose;
- Damaged, cracked, cut or abraded cover (any reinforcement exposed);
- Hard, stiff, heat cracked, or charred Hose;
- Cracked, damaged, or badly corroded Fittings;
- Leaks at Fitting or in Hose;
- Kinked, crushed, flattened or twisted Hose; and
- Blistered, soft, degraded, or loose cover.

4.3 Visual Inspection All Other: The following items must be tightened, repaired, corrected or replaced as required:

- Leaking port conditions;
- Excess dirt buildup;
- Worn clamps, guards or shields; and
- System fluid level, fluid type, and any air entrapment.

4.4 Functional Test: Operate the system at maximum operating pressure and check for possible malfunctions and leaks. Personnel must avoid potential hazardous areas while testing and using the system. See section 2.2.

4.5 Replacement Intervals: Hose assemblies and elastomeric seals used on Hose Fittings and adapters will eventually age, harden, wear and deteriorate under thermal cycling and compression set. Hose Assemblies and elastomeric seals should be inspected and replaced at specific replacement intervals, based on previous service life, government or industry recommendations, or when failures could result in unacceptable downtime, damage, or injury risk. See section 1.2. Hose and Fittings may be subjected to internal mechanical and/or chemical wear from the conveying fluid and may fail without warning. The user must determine the product life under such circumstances by testing. Also see section 2.5. See section 1.2.

4.6 Hose Inspection and Failure: Hydraulic power is accomplished by utilizing high pressure fluids to transfer energy and do work. Hoses, Fittings and Hose Assemblies all contribute to

this by transmitting fluids at high pressures. Fluids under pressure can be dangerous and potentially lethal and, therefore, extreme caution must be exercised when working with fluids under pressure and handling the Hoses transporting the fluids. From time to time, Hose Assemblies will fail if they are not replaced at proper time intervals. Usually these failures are the result of some form of misapplication, abuse, wear or failure to perform proper maintenance. When Hoses fail, generally the high pressure fluids inside escape in a stream which may or may not be visible to the user. Under no circumstances should the user attempt to locate the leak by "feeling" with their hands or any other part of their body. High pressure fluids can and will penetrate the skin and cause severe tissue damage and possibly loss of limb. Even seemingly minor hydraulic fluid injection injuries must be treated immediately by a physician with knowledge of the tissue damaging properties of hydraulic fluid. If a Hose failure occurs, immediately shut down the equipment and leave the area until pressure has been completely released from the Hose Assembly. Simply shutting down the hydraulic pump may or may not eliminate the pressure in the Hose Assembly. Many times check valves, etc., are employed in a system and can cause pressure to remain in a Hose Assembly even when pumps or equipment are not operating. Tiny holes in the Hose, commonly known as pinholes, can eject small, dangerously powerful but hard to see streams of hydraulic fluid. It may take several minutes or even hours for the pressure to be relieved so that the Hose Assembly may be examined safely. Once the pressure has been reduced to zero, the Hose Assembly may be taken off the equipment and examined. It must always be replaced if a failure has occurred. Never attempt to patch or repair a Hose Assembly that has failed. Consult the nearest Parker distributor or the appropriate Parker division for Hose Assembly replacement information. Never touch or examine a failed Hose Assembly unless it is obvious that the Hose no longer contains fluid under pressure. The high pressure fluid is extremely dangerous and can cause serious and potentially fatal injury.

4.7 Elastomeric seals: Elastomeric seals will eventually age, harden, wear and deteriorate under thermal cycling and compression set. Elastomeric seals should be inspected and replaced.

4.8 Refrigerant gases: Special care should be taken when working with refrigeration systems. Sudden escape of refrigerant gases can cause blindness if the escaping gases contact the eye and can cause freezing or other severe injuries if it contacts any other portion of the body.

4.9 Compressed natural gas (CNG): Parker CNG Hose Assemblies should be tested after installation and before use, and at least on a monthly basis per ANSI/IAS NGV 4.2-1999; CSA 12.52-M99 Section 4.2 "Visual Inspection Hose/ Fitting". The recommended procedure is to pressurize the Hose and check for leaks and to visually inspect the Hose for damage. Caution: Matches, candles, open flame or other sources of ignition shall not be used for Hose inspection. Leak check solutions should be rinsed off after use.

5.0 HOSE STORAGE

5.1 Age Control: Hose and Hose Assemblies must be stored in a manner that facilitates age control and first-in and first-out usage based on manufacturing date of the Hose and Hose Assemblies. The shelf life of rubber Hose or Hose Assemblies that have passed visual inspection and a proof test is 10 years (40 quarters) from the date of manufacture. The shelf life of thermoplastic and polytetrafluoroethylene Hose or Hose Assemblies is considered to be unlimited.

5.2 Storage: Stored Hose and Hose Assemblies must not be subjected to damage that could reduce their expected service life and must be placed in a cool, dark and dry area with the ends capped. Stored Hose and Hose Assemblies must not be exposed to temperature extremes, ozone, oils, corrosive liquids or fumes, solvents, high humidity, rodents, insects, ultraviolet light, electromagnetic fields or radioactive materials.

Critical Applications

Safety Overview

It is important to employ safe practices in the use of industrial hose due to the number of potentially dangerous applications encountered and products conveyed, and the number of people that may be involved or exposed. Strictly observe these simple practices to help avoid accidents.

- **Training:** Train all operators thoroughly
- **Evaluation:** Evaluate the application to determine the hose performance requirements
- **Selection:** Select the most appropriate hose and couplings for the application; ensure that the couplings are compatible with the media and hose, and securely attached to the hose
- **Service:** Regularly inspect and maintain both the hose and couplings while in service

While many industrial hose applications are potentially dangerous, some are of particular concern because their danger may not be readily apparent. This is especially true for applications involving untrained or inexperienced operators.

Aircraft Fueling Hose

Use only API/ISO qualified hose for aircraft fueling applications. Aircraft fueling hose incorporates high grade rubber compounds that dissipate static charges and will not contaminate fuel.

Note: To avoid fuel contamination do not use gasoline dispenser or farm pump hose to fuel aircraft.

Anhydrous Ammonia (NH₃) Hose

Many accidents involving anhydrous ammonia occur due to selection of an incorrect hose for the application. Anhydrous ammonia hose must be specially designed and compounded to handle the media, with a perforated cover to prevent gas build-up amidst the layers of hose.

WARNING! Use ONLY anhydrous ammonia hose for anhydrous ammonia service. Contact with anhydrous ammonia in its liquid or gaseous (vapor) phase will burn skin, eyes and lungs, causing serious bodily injury or death.

- Do not use anhydrous ammonia hose for LPG service. It may fail suddenly and quickly. Anhydrous ammonia hose and LPG hose are frequently used in proximity and may be accidentally switched.
- Do not use with couplings containing o-rings, which may dry out, crack and fail over time. Do not use with male swivel couplings or other couplings containing hidden o-rings.

Anhydrous ammonia hose is designed to allow a limited amount of permeation of gas through the wall of the hose when in service, and staining of the hose cover in the pinpricked areas does not necessarily indicate leakage for a hose in service. However, a visible gas mist escaping through the hose is an indication of leakage. To verify the integrity of a hose in service, perform a hydrostatic test on the assembly; immediately remove from service any that fail the test.

Note: For non-agricultural or refrigeration applications, contact Parker.

Chemical Hose

A chemical hose system failure could cause the release of poisonous, corrosive, or flammable material resulting in property damage, serious bodily injury or death. All reputable manufacturers of chemical hose recommend specific hose constructions to handle various chemicals.

Refer to the chemical guides in this catalog, or contact Parker for technical assistance before using or recommending a hose product.

Handling

- Use care to prevent mishandling. Crushing or kinking of the hose can cause severe damage to the reinforcement.
- Use proper hose suspension equipment when lifting or dragging a hose to ensure that the recommended curvature is not exceeded. Avoid sharp bends at the end fittings and at manifold connections.

Operation

- Use safety precautions such as wearing eye or face protection, rubber gloves, boots, and other types of protective clothing.

- Monitor pressures and temperatures to ensure that the hose is not exposed to conditions above specified limits.
- Do not allow chemicals to contact the exterior of the hose or allow hose to lie in a pool of chemicals since the hose cover may not have the same level of corrosion resistance as the tube. Corrosive materials that come into contact with the reinforcing material will cause reduced service life and premature hose failure.

Temperature

Do not use chemical hose at pressures or temperatures exceeding those as specified for the product. Many chemical resistance guides are based on temperatures of 70°F (21°C). Elevated temperatures can change the chemical resistance ratings. Many chemicals will become more aggressive as temperatures increase, reducing the ability of hose compounds to withstand them. Contact Parker for chemical compatibility data at elevated temperatures. If no data exists, end users are required to perform compatibility testing at the desired temperature.

Gasoline Dispenser Hose

Millions of consumers operate gasoline pumps every day, increasing the concern for the safe use of dispensing equipment, including the hose. Since gasoline dispenser hoses are subject to frequent abuse, hose selection must include consideration of the rigors of the application. For maximum service life, select only the highest quality.

Note: To avoid fuel contamination do not use gasoline dispenser or farm pump hose to fuel aircraft.

LP Gas (Propane) Hose

Many accidents involving LP Gas occur due to selection of an incorrect hose for the application. LP Gas hose must be specially designed and compounded to handle the media, with a perforated cover to prevent gas build-up amidst the layers of the hose.

WARNING! Use ONLY LP Gas hose for LP Gas service. LP Gas possesses volatile characteristics that may produce fire or explosions causing property damage, serious bodily injury or death.

- Do not use LP Gas hose for anhydrous ammonia service. It may fail suddenly and quickly. Anhydrous ammonia hose and LPG hose are frequently used in proximity and may be accidentally switched.
- Do not use with couplings containing o-rings, which may dry out, crack and fail over time. Do not use with male swivel couplings or other couplings containing hidden o-rings.

LP Gas hose is designed to allow a limited amount of permeation of LP Gas through the wall of the hose when in service. The permeation is apparent when the hose is moist or in water, and bubbles may be perceived as leakage. However, a legitimate propane leak creates a frosting or icing on the surface of the hose or coupling.

To verify the integrity of a hose in service, perform a hydrostatic test on the assembly; immediately remove from service any hose that fails the test.

Natural Gas and LP Gas Hose

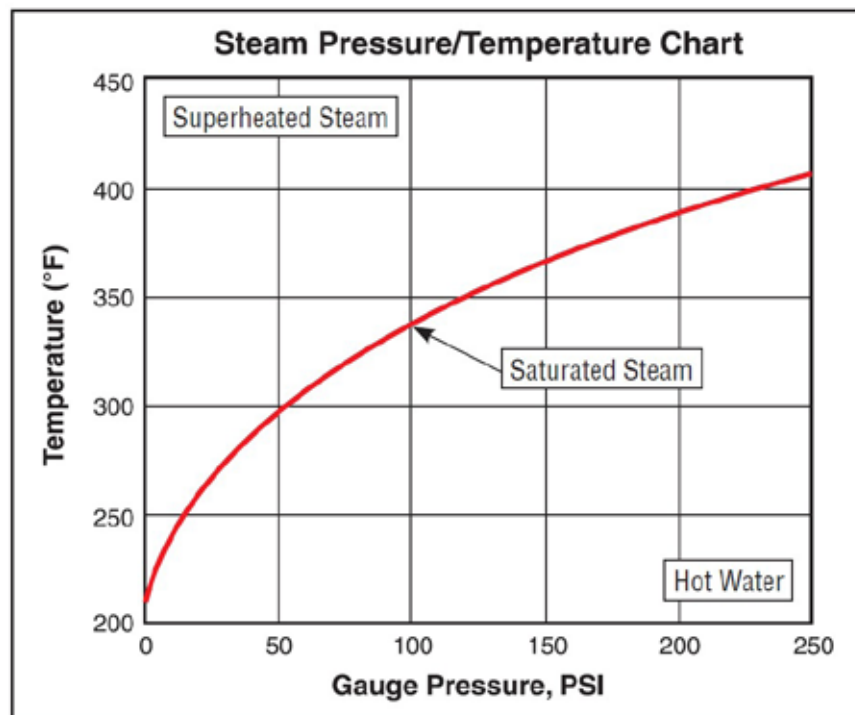
The molecules of natural gas are small, enhancing their ability to permeate through standard rubber or PVC hose constructions. The permeation process is more rapid as the working pressure increases, and natural gas accumulates with potentially dangerous consequences.

- Use only in a well-ventilated environment: Outdoors, or indoors with significant continuous air movement.
- Do not use LP Gas hose to replace fixed/rigid pipe where that material is more appropriate due to reduced permeation, overall strength and durability. Use rigid pipe, non-permeable tubing or hose with barrier constructions to convey natural gas whenever possible.

Steam Hose

Water changes to hot water and phases of steam when subjected to heat and pressure. The greater the pressure, the higher the temperature required to achieve and maintain a steam phase. If steam escapes, dangerous quantities of heat may be released very suddenly.

WARNING! Hot water, low pressure steam and high pressure steam may escape explosively and will scald skin, eyes and lungs, which may lead to severe bodily injury or death.



Petroleum Transfer Hose

- Do not use for oil or fuel transfer service in or on open water. Hose damage or failure may result in spillage and environmental damage. Use hose specifically designed for this application.
- Do not immerse in fuel. The hose cover compound may not be of sufficient grade to resist attack by the fuel. Use hose specifically designed for this application.

- Many steam systems incorporate detergents or rust inhibitors which may attack steam hose. Prior to using a steam hose with detergents or rust inhibitors, refer to the chemical guides in this catalog, or contact Parker.

- Drain steam hose after each use to reduce the possibility of hose popcorning while in service.

The chart at the right represents the three forms of water when subjected to various combinations of heat and pressure. The red line represents the point at which hot water becomes saturated steam. The area below the red line is hot water; the area above the red line is superheated steam.

Welding Hose

Many accidents involving welding hose occur due to selection of an incorrect hose for the application. Welding hose must be specially designed and compounded to handle the media. Due to the extreme volatility of gases, the varying compatibility of gases with the various grades of hose, and the rough environment of many welding applications, it is crucial to select the correct welding hose.

WARNING! Welding gases possess volatile characteristics that may produce fire or explosions causing property damage, serious bodily injury or death.

- Replace all assemblies that show signs of abrading, abuse, age, damage or fatigue. Do not attempt to recouple, repair or splice hose assemblies.
- Fabricate hose assemblies using only crimped-on ferrules at least 25 mm long to ensure coverage and support of the coupling stem inside the hose.
- Couplings attached with bands or clamps may reduce the working pressure of the hose assembly to less than the maximum rated working pressure of the hose.

PVC / Thermoplastic Hose

Thermoplastic polymer compounds are designed to resist deterioration when exposed to a wide range of commercial chemicals and environmental conditions. The resistance to attack is based on many factors, including temperature, pressure, chemical concentration, exposure to ultraviolet light, velocity of the media and duration of exposure/ service (intermittent or constant). The user is solely responsible for making the final selection of the hose and tubing, and meeting all endurance, maintenance, performance, safety and warning requirements of the application.

WARNING! As temperature increases or decreases, burst pressure, safe working pressure, coupling retention properties, and other safety characteristics of the hose can significantly decrease. Failure to consider how temperature and other conditions affect hose performance may cause property damage, serious bodily injury or death.



aerospace
climate control
electromechanical
filtration
fluid & gas handling
hydraulics
pneumatics
process control
sealing & shielding



Oil & Fuel



ENGINEERING YOUR SUCCESS.



A – Oil & Fuel

Hose	ID Range (mm)	Temp. Range (°C)	Application
CARBOPRESS N/L 10	5 - 25	-25 / +80	fuel, oil, petrol aromatic < 50 %
CARBOPRESS N/L 20	6 - 25	-25 / +80	fuel, oil, petrol aromatic < 50 %
CARBURITE 10	19 - 150	-25 / +80	fuel, oil, petrol aromatic < 50 %
CARBOCORD EN 12115	19 - 100	-25 / +80	fuel, oil, petrol aromatic < 50 %
CHEMIOEL EN 12115	19 - 100	-25 / +80	fuel, oil, petrol aromatic < 50 %
CHEMIOEL EN 12115 OND	19 - 100	-25 / +80	fuel, oil, petrol aromatic < 50 %
CERVINO EN 12115	50 - 100	-40 / +80	fuel, oil, petrol aromatic < 50 %
CARBOPRESS D EN 1360/1	16 - 25	-25 / +55	petrol pumps
RAGUSA 4	38 - 100	-25 / +80	fuel, oil, petrol aromatic < 50 %
GASTRUCK EN 1762 D-M	13 - 50	-30 / +70	LPG/ CNG load tankers
ROBUR GPL	6.5 - 51	-30 / +70	LPG/ CNG load & unload tankers
JETCORD B ISO 1825	25 - 100	-40 / +70	aircraft refuelling
JETCORD C ISO 1825	25 - 100	-40 / +70	aircraft refuelling
JETCORD E ISO 1825	25 - 100	-40 / +70	aircraft refuelling
JETCORD F ISO 1825	25 - 100	-40 / +70	aircraft refuelling
JETCORD XT/C	25 - 100	-40 / +70	aircraft refuelling



	Tube	Reinforcement	Cover	WP (bar)	Safety factor	Suction	Industry standard	Page
	NBR	textile	NBR/EPDM	10	3			A4
	NBR	textile	NBR/EPDM	20	3			A4
	NBR	textile	NBR/SBR	10	3	yes		A5
	NBR	textile + copper wires	NBR/SBR	16	4		EN 12115	A6
	NBR	textile + copper wires	NBR/SBR	16	4	yes	EN 12115	A7
	NBR	textile + copper wires	NBR/SBR	10	4	yes	EN12115	A8
	NBR	textile + copper wires	NBR/SBR	16	4	yes	EN 12115	A9
	NBR	textile + copper wires	CR	16	4		EN 1360/1	A10
	NBR	textile + copper wires	NBR/SBR	16	4	yes		A11
	NBR	textile + copper wires	NBR/SBR	25	4		EN 1762	A12
	NBR	steel wire	SBR/CR	25	10			A13
	NBR	textile + copper wires	CR	20	4		EN ISO 1825 Type B	A14
	NBR	textile	CR	20	4		EN ISO 1825 Type C	A15
	NBR	textile	CR	20	4	yes	EN ISO 1825 Type E	A16
	NBR	textile	CR	20	4	yes	EN ISO 1825 Type F	A17
	NBR	textile	CR	20	4		API 1529 Type C - Grade 2	A18



CARBOPRESS N/L 10 - 20

Suitable for fuel oils, petrol and diesel having an aromatic content not exceeded 50 % and also for grease.

Hose Construction

Tube: Black, smooth, NBR rubber compound

Reinforcement: Synthetic textile yarns

Cover: Black, smooth, abrasion, oil, fuel, and weather-resistant, antistatic ($R < 1 \text{ M}\Omega/\text{m}$) special NBR/EPDM rubber compound








- Dual pressure lines
- Also suitable for water and air in general service applications
- Burst Pressure Value 3:1

Temperature Range

-25 °C (-13 °F) to +80 °C (+176 °F)
up to +100 °C (+212 °F) for oil

Tolerances

According to UNI EN ISO 1307
Refer to Technical Handbook on page TH34

Part Number				Working Pressure					in Stock
	I.D. (mm)	O.D. (mm)	MPa	psi	bar	kg/m	min. Bend Radius (mm)		
CARBOPRESS N/L 10									
IH30501001/100	5	12	1.0	150.0	10	0.12	40	Y	
IH30511003/100	6	12	1.0	150.0	10	0.11	50	Y	
IH30511002/100	6	13	1.0	150.0	10	0.14	50	Y	
IH30501002/100	8	15	1.0	150.0	10	0.17	65	Y	
IH30501003/100	10	17	1.0	150.0	10	0.20	80	Y	
IH30501004/100	13	20	1.0	150.0	10	0.24	105	Y	
IH30511004/100	16	23	1.0	150.0	10	0.29	130	Y	
IH30501006/40	19	27	1.0	150.0	10	0.39	150	Y	
IH30501007/50	25	35	1.0	150.0	10	0.63	200	Y	
CARBOPRESS N/L 20									
IH30502001/100	6	14	2.0	300.0	20	0.17	50	Y	
IH30502002/100	8	17	2.0	300.0	20	0.24	65	Y	
IH30502003/100	10	19	2.0	300.0	20	0.27	80	Y	
IH30512006/100	13	23	2.0	300.0	20	0.38	105	N	
IH30512010/80	16	26	2.0	300.0	20	0.44	130	N	
IH30512010/40	16	26	2.0	300.0	20	0.44	130	Y	
IH30512007/80	19	30	2.0	300.0	20	0.57	150	N	
IH30512007/40	19	30	2.0	300.0	20	0.57	150	N	
IH30512009/50	25	36	2.0	90.0	20	0.71	200	N	
IH30512009/40	25	36	2.0	90.0	20	0.71	200	N	

RUBBER HOSE CARBOPRESS W.P. bar MADE IN ITALY 



CARBURITE 10

Designed for suction and delivery of mineral oils and fuels (with aromatic content not exceeding 50 %) in road and rail tankers, service stations and refineries.

Hose Construction

Tube: Black, smooth, NBR rubber compound, resistant to oil and fuel with an aromatic content not exceeding 50 %

Reinforcement: Synthetic textile fabrics and embedded steel wire helix

Cover: Black, smooth, antistatic ($R < 1 \text{ M}\Omega/\text{m}$) NBR/SBR rubber compound, oil, fuel, abrasion, ageing and weather resistant








- Also suitable for water and air in general service applications
- Crimped solution with 48 series and Large Bore series
- Vacuum 0.8 bar (600 mm Hg)
- Burst Pressure Value 3:1

Tolerances

According to RMA steel mandrel
Refer to Technical Handbook on page TH34

Temperature Range

-30 °C (-22 °F) to +80 °C (+176 °F)
up to +100 °C (+212 °F) for oil

Part Number	 I.D. (mm)	 O.D. (mm)	Working Pressure			 Weight kg/m	 min. Bend Radius mm	in Stock
			 MPa	psi	bar			
IH36530099/40	19	29	1.0	150.0	30	0.61	120	Y
IH36531004/40	25	35	1.0	150.0	30	0.80	150	Y
IH36530201/40	30	40	1.0	150.0	30	0.92	180	Y
IH36531012/40	32	42	1.0	150.0	30	0.98	190	Y
IH36530202/40	35	45	1.0	150.0	30	1.05	210	Y
IH36531002/40	38	48	1.0	150.0	30	1.13	240	Y
IH36530203/40	40	50	1.0	150.0	30	1.18	240	Y
IH36530212/40	42	52	1.0	150.0	30	1.22	252	Y
IH36530204/40	45	55	1.0	150.0	30	1.31	270	Y
IH36530205/40	50	60	1.0	150.0	30	1.46	300	Y
IH36530206/40	60	71	1.0	150.0	30	1.89	360	Y
IH36531001/40	63.5	75	1.0	150.0	30	2.09	380	Y
IH36530207/20	70	82	1.0	150.0	30	2.47	420	Y
IH36530208/20	75	87	1.0	150.0	30	2.68	450	Y
IH36530209/20	80	92	1.0	150.0	30	2.84	480	Y
IH36531003/20	90	104	1.0	150.0	30	3.64	540	Y
IH36530211/20	100	114	1.0	150.0	30	4.02	600	Y
IH36531019/20	110	124	1.0	150.0	30	4.29	660	Y
IH36531050/10	150	170	1.0	150.0	30	7.27	900	N



CARBOCORD EN 12115

According to EN 12115

Suitable for delivery of oil and fuel with an aromatic content not exceeding 50 %.

Hose Construction

Tube: Black, smooth, NBR rubber compound, resistant to oil and fuel with an aromatic content not exceeding 50 %.

Reinforcement: Synthetic textile fabrics and built-in copper wires to provide electrical continuity between both ends.

Cover: Black, smooth, NBR/SBR rubber compound, antistatic ($R < 1 \text{ M}\Omega/\text{m}$), oil, fuel, abrasion, ageing and weather resistant.



- Meets TRbF 131 Teil 2 par 5.5 (flame resistance)
- Optimal for tank truck application
- Electrical continuity guaranteed by copper wires if correctly assembled
- Burst Pressure Value 4:1






Tolerances

According to EN 12115

Refer to Technical Handbook on page TH34

Temperature Range

-25 °C (-13 °F) to +80 °C (+176 °F)
up to +100 °C (+212 °F) for oil

Part Number	 I.D. (mm)	 O.D. (mm)	 Working Pressure			 Weight kg/m	 min. Bend Radius mm	in Stock
			MPa	psi	bar			
IH36522309/40	19	31	1.6	232.0	16	0.60	125	N
IH36522310/40	25	37	1.6	232.0	16	0.89	150	Y
IH36522311/40	32	44	1.6	232.0	16	1.00	175	Y
IH36522312/40	38	51	1.6	232.0	16	1.30	225	Y
IH36522313/40	50	66	1.6	232.0	16	2.00	275	Y
IH36522314/40	63.5	79	1.6	232.0	16	2.40	300	Y
IH36522315/40	75	91	1.6	232.0	16	2.80	350	Y
IH36522316/40	100	116	1.2	180.0	12	3.80	450	Y



CHEMIOEL EN 12115

According to EN 12115

Designed for suction and delivery of mineral oils and fuels with an aromatic content not exceeding 50 %.

Hose Construction

Tube: Black, smooth, NBR rubber compound, resistant to oil and fuel with an aromatic content not exceeding 50 %

Reinforcement: Synthetic textile fabrics, embedded steel wire helix and built-in copper wire to facilitate the electrical connection between the hose and the end couplings

Cover: Black, smooth, NBR/SBR rubber compound, antistatic (R < 1 MΩ/m), oil, fuel, abrasion, ageing and weather resistant



- Meets TRbF 131 Teil 2 par 5.5 (flame resistance)
- Optimal for tank truck application
- Crimped solution with 48 series and Large Bore series
- Vacuum 0.9 bar for ID up to 63.5 mm then 0.8 bar
- Burst Pressure Value 4:1

Tolerances

According to EN 12115

Refer to Technical Handbook on page TH34

Temperature Range

-25 °C (-13 °F) to +80 °C (+176 °F)

up to +100 °C (+212 °F) for oil

Part Number	I.D. (mm)	O.D. (mm)	Working Pressure			Weight kg/m	min. Bend Radius mm	in Stock
			MPa	psi	bar			
IH36530229/40	19	31	1.6	232.0	16	0.70	125	Y
IH36530230/40	25	37	1.6	232.0	16	0.90	150	Y
IH36530231/40	32	44	1.6	232.0	16	1.20	175	Y
IH36530232/40	38	51	1.6	232.0	16	1.50	225	Y
IH36530233/40	50	66	1.6	232.0	16	2.30	275	Y
IH36530234/40	63.5	79	1.6	232.0	16	2.80	300	Y
IH36530235/40	75	91	1.6	232.0	16	3.30	350	Y
IH36530236/20	100	116	1.2	180.0	12	4.70	450	Y



CHEMIOEL EN 12115 OND

According to EN 12115

Specially designed for suction and delivery of mineral oils and fuels with an aromatic content not exceeding 50 %, mud and hydrocarbons for trucks when a lightweight and flexible hose is required.

Hose Construction

Tube: Black, smooth, NBR rubber compound, resistant to oil and fuel with an aromatic content not exceeding 50 %

Reinforcement: Synthetic textile fabrics, embedded steel wire helix and built-in a copper wire to facilitate the electrical connection between the hose and the end couplings

Cover: Black, antistatic ($R > 103 < 106 \Omega/m$), CR rubber compound, resistant to mineral oil, fuels, abrasion, ozone and weathering



- Meets TRbF 131 Teil 2 par 5.5 (flame resistance)
- Very low bending radius
- Electrical continuity guaranteed by copper wires if correctly assembled
- Vacuum 0.9 bar
- Burst Pressure Value 4:1






Temperature Range

-25 °C (-13 °F) to +80 °C (+176 °F)
up to +100 °C (+212 °F) for oil

Tolerances

According to EN 12115

Refer to Technical Handbook on page TH34

Part Number	 I.D. (mm)	 O.D. (mm)	 Working Pressure			 Weight kg/m	 min. Bend Radius mm	in Stock
			MPa	psi	bar			
IH36530250/40	19	–	1.0	150.0	10	0.77	60	N
IH36530251/40	25	–	1.0	150.0	10	0.95	75	N
IH36530252/40	32	–	1.0	150.0	10	1.15	100	N
IH36530253/40	38	–	1.0	150.0	10	1.50	120	N
IH36530254/40	50	–	1.0	150.0	10	2.22	150	Y
IH36530255/40	63.5	–	1.0	150.0	10	2.72	190	N
IH36530256/20	75	–	1.0	150.0	10	3.22	225	N
IH36530257/20	100	–	1.0	150.0	10	5.04	300	N



CERVINO EN 12115

According to EN 12115

Suction and delivery of mineral oils and fuels, with an aromatic content not exceeding 50 %. The special compounds make the hose specially indicated for outdoor applications, when low temperature conditions are implicated.

Hose Construction

- Tube:** Black, smooth, NBR rubber compound, resistant to oil and fuel with an aromatic content not exceeding 50 %
- Reinforcement:** Synthetic textile fabrics, embedded steel wire helix and built-in copper wire to facilitate the electrical connection between the hose and the end couplings
- Cover:** Black, smooth, abrasion resistance NBR/SBR rubber compound, antistatic ($R < 1 \text{ M}\Omega/\text{m}$), oil, fuel, low temperature, ageing and weather resistant



- Technology nitrogen tested for safe air applications
- Cold bend tested as per ISO 4672 without cracks
- Good result on cover abrasion test as per ISO 6945
- Crimped solution with 48 series and Large Bore series
- Vacuum 0.8 bar (600 mm Hg)
- Burst Pressure Value 4:1






Temperature Range

-40 °C (-40 °F) to +80 °C (+176 °F)
up to +100 °C (+212 °F) for oil

Tolerances

According to EN 12115

Refer to Technical Handbook on page TH34

Part Number	 I.D. (mm)	 O.D. (mm)	 Working Pressure	Working Pressure			 Weight	 min. Bend Radius	in Stock
				MPa	psi	bar			
IH36530430/40	50	66	1.6	232.0	16	2.30	200	Y	
IH36530431/40	63.5	79	1.6	232.0	16	2.80	250	Y	
IH36530432/40	75	91	1.6	232.0	16	3.30	300	Y	
IH36530433/40	100	116	1.6	232.0	16	4.70	400	Y	



RAGUSA 4

Suitable for suction and delivery of mineral oils and fuels having an aromatic content not exceeding 50 %, when a lightweight and flexible hose is required.

Hose Construction

- Tube:** Black, smooth, NBR rubber compound, resistant to oil and fuel with an aromatic content not exceeding 50 %
- Reinforcement:** Synthetic textile fabrics, embedded steel wire helix and built-in copper wire for electrical continuity at both ends
- Cover:** Black, oil, fuel, abrasion and weather resistant, antistatic ($R < 1 \text{ M}\Omega/\text{m}$) corrugated NBR/SBR rubber compound. Generally manufactured with soft cuffed ends and supplied in lengths required








- Very low bending radius
- Customized length
- Soft cuffed ends for clamps fixing
- Burst Pressure Value 4:1

Temperature Range

-25 °C (-13 °F) to +80 °C (+176 °F)
up to +100 °C (+212 °F) for oil

Tolerances

According to RMA steel mandrel
Refer to Technical Handbook on page TH34

Part Number	 I.D. (mm)	 O.D. (mm)	 Working Pressure			 Weight	 min. Bend Radius	in Stock
			MPa	psi	bar			
IH36538099/0	38	–	0.4	58.0	4	1.10	150	N
IH36538100/0	40	–	0.4	58.0	4	1.15	160	N
IH36538101/0	50	–	0.4	58.0	4	1.39	200	N
IH36538106/0	60	–	0.4	58.0	4	1.80	240	N
IH36538105/0	63.5	–	0.4	58.0	4	1.89	250	N
IH36538102/0	75	–	0.4	58.0	4	2.19	300	N
IH36538103/0	80	–	0.4	58.0	4	2.32	320	N
IH36538104/0	100	–	0.4	58.0	4	3.08	400	N

N° PROGRESS. MATRIC.

RAGUSA MADE IN ITALY





CARBOPRESS D EN 1360/1

According to EN 1360 type 1

Designed for dispensing metered quantities of automotive fuels from dispensing equipment (petrol pumps). Resistant to leaded and unleaded petrol (gasoline) with an aromatic content not exceeding 50 %.

Hose Construction

Tube: Black, smooth, NBR rubber compound, antistatic ($R < 1 \text{ M}\Omega/\text{m}$)

Reinforcement: Synthetic textile yarns providing low dilation. Built-in copper wires to allow electrical continuity between fittings

Cover: Black, smooth, non-staining and antistatic ($R < 1 \text{ M}\Omega/\text{m}$) CR rubber compound resistant to abrasion, oil, fuel and weathering

Temperature Range

-25 °C (-13 °F) to +55 °C (+131 °F)



- Electrical continuity guaranteed by copper wires if correctly assembled
- Designed for petrol pumps
- Suitable for diesel and gasoline
- Burst Pressure Value 4:1

Tolerances

On inside diameter

≤ I.D. 19 mm ± 0.80 mm






> I.D. 19 mm ± 1.25 mm

On outside diameter

≤ O.D. 31 mm ± 0.80 mm

> O.D. 31 mm ± 1.25 mm

Length tolerance ± 1 %

Part Number				Working Pressure					in Stock
	I.D. (mm)	O.D. (mm)		MPa	psi	bar			
IH30502420/90	16	26	1.6	232.0	16	0.47	80	Y	
IH30502421/80	18	30	1.6	232.0	16	0.64	90	Y	
IH30502407/50	19	31	1.6	232.0	16	0.63	95	Y	
IH36521140/40*	25	37	1.6	232.0	16	0.74	150	Y	

* CARBOCORD D EN1360/1 Mandrel Made Production

CARBOPRESS D EN 1360:2005 Type 1 - I.D.mm - 16 bar - M - MADE IN ITALY
Quarter/Year with traceability code



CARBOPRESS D EN 1360:2005 Type 1 M - I.D. mm - 16 bar - Quarter/Year - MADE IN ITALY





GASTRUCK EN 1762 D-M

According to EN 1762

Liquid gas application (methane, propane, LPG) loading of tankers. According to EN 1762 (hoses and hose assemblies for LPG and natural gas).

Hose Construction

- Tube:** Low diffusion rate NBR rubber compound of uniform thickness
- Reinforcement:** Synthetic textile fabrics, embedded built-in copper wire to facilitate the electrical connection between the hose and the end couplings
- Cover:** Black, smooth, antistatic ($R < 1 \text{ M}\Omega/\text{m}$), abrasion, oil, fuel and weather resistant NBR/SBR rubber compound. Pin-pricked to prevent the formation of blisters

Temperature Range






-30 °C (-22 °F) to +70 °C (+158 °F)



- Electrical continuity guaranteed by copper wires if correctly assembled
- Low permeability
- Pin-pricked cover
- Burst Pressure Value 4:1

Tolerances

On inside diameter	
≤ I.D. 38 mm	± 0.50 mm
> I.D. 38 mm	± 0.60 mm
On outside diameter	
≤ O.D. 52 mm	± 1.00 mm
> O.D. 52 mm	± 1.20 mm
Length tolerance	± 1 %

Part Number			 Working Pressure			 Weight	 min. Bend Radius	in Stock
	I.D. (mm)	O.D. (mm)	MPa	psi	bar	kg/m	mm	
IH30515071/40	13	23	2.5	362.5	25	0.40	80	N
IH30515072/40	16	26	2.5	362.5	25	0.47	100	N
IH36520580/40	19	31	2.5	362.5	25	0.61	160	Y
IH36520581/40	25	38	2.5	362.5	25	0.83	200	Y
IH36520582/40	32	45	2.5	362.5	25	1.00	250	Y
IH36520583/40	38	52	2.5	362.5	25	1.27	320	Y
IH36520584/40	50	66	2.5	362.5	25	1.84	400	Y



ROBUR GPL

Liquid gas applications (methane, propane, LPG) in the loading and unloading of tankers and in the service stations.

Hose Construction

- Tube:** Low diffusion rate seamless extruded NBR rubber compound of uniform thickness.
- Reinforcement:** Two braids of high tensile steel wire
- Cover:** Black, SBR/CR rubber compound pin-pricked to prevent the formation of blisters, resistant to abrasion, oils, ozone and weathering



- Suitable for vacuum application
- Low permeability
- Pin-pricked cover
- Burst Pressure Value exceed 4:1

Tolerances

Length tolerance $\pm 1\%$

Temperature Range

-30 °C (-22 °F) to +70 °C (+158 °F)

Part Number	Nominal Diameter		O.D. (mm)	Working Pressure			Weight kg/m	min. Bend Radius mm	in Stock
	(mm)	(inch)		MPa	psi	bar			
IH36520560/0	6.5	¼	16.6	2.5	362.5	25	0.43	60	N
IH36520561/0	8	5/16	17.7	2.5	362.5	25	0.45	70	N
IH36520562/0	9.5	3/8	20.2	2.5	362.5	25	0.56	80	N
IH36520563/0	13	½	23.2	2.5	362.5	25	0.68	90	Y
IH36520564/0	16	5/8	26.5	2.5	362.5	25	0.80	95	Y
IH36520565/0	19	¾	30.5	2.5	362.5	25	1.03	100	Y
IH36520566/0	25	1	38.5	2.5	362.5	25	1.41	150	Y
IH36520567/0	32	1 ¼	45.6	2.5	362.5	25	1.82	200	Y
IH36520568/0	38	1 ½	52	2.5	362.5	25	2.00	280	Y
IH36520569/0	51	2	66.5	2.5	362.5	25	2.86	350	Y

ROBUR GPL I.D.mm W.P. bar - M - MADE IN ITALY Quarter/Year with traceability code



JETCORD B ISO 1825

According to EN ISO 1825 type B

Designed for the ground refuelling of aircraft.

Hose Construction

Tube: Black, smooth, NBR rubber compound, resistant to aviation gasoline and jet fuels having an aromatic content not exceeding 50 %

Reinforcement: Synthetic textile fabrics, with built-in copper wire to ensure the electrical continuity

Cover: Black, CR rubber compound, resistant to mineral oil, fuels, abrasion, ozone and weathering

Temperature Range

-40 °C (-40 °F) to +70 °C (+158 °F)








- Customized length and assembly with safety clamps
- Suggested brass fitting to prevent sparks
- Supplied with test report
- Burst Pressure Value 4:1

Tolerances

According to EN ISO 1825

Refer to Technical Handbook on page TH34

Part Number	 I.D. (mm)	 O.D. (mm)	 Working Pressure			 Weight kg/m	 min. Bend Radius mm	in Stock
			MPa	psi	bar			
IH36522850/0	25	39	2.0	300.0	20	0.93	150	N
IH36522851/0	32	46	2.0	300.0	20	1.12	187	N
IH36522852/0	38	52	2.0	300.0	20	1.31	225	N
IH36522853/0	50	67	2.0	300.0	20	2.04	275	N
IH36522854/0	63.5	80	2.0	300.0	20	2.5	300	N
IH36522856/0	75	92	2.0	300.0	20	2.9	300	N
IH36522855/0	100	122	2.0	300.0	20	5.02	450	N



JETCORD C ISO 1825

According to EN ISO 1825 type C

Designed for the ground refuelling of aircraft non-electrically bonded, but incorporating an antistatic cover compound.

Hose Construction

- Tube:** Black, smooth, NBR rubber compound, resistant to aviation gasoline and jet fuels having an aromatic content not exceeding 50 %
- Reinforcement:** Synthetic textile fabrics
- Cover:** Black, antistatic ($R > 103 < 106 \Omega/m$), CR rubber compound, resistant to mineral oil, fuels, abrasion, ozone and weathering

Temperature Range

-40 °C (-40 °F) to +70 °C (+158 °F)



- Customized length and assembly with safety clamps
- Suggested brass fitting to prevent sparks
- Supplied with test report
- Burst Pressure Value 4:1

Tolerances

According to EN ISO 1825

Refer to Technical Handbook on page TH34

Part Number	I.D. (mm)	O.D. (mm)	Working Pressure			Weight kg/m	min. Bend Radius mm	in Stock
			MPa	psi	bar			
IH36522897/0	25	39	2.0	300.0	20	0.90	150	N
IH36522898/0	32	46	2.0	300.0	20	1.10	187	N
IH36522899/0	38	52	2.0	300.0	20	1.28	225	N
IH36522900/0	50	67	2.0	300.0	20	2.01	275	N
IH36522901/0	63.5	80	2.0	300.0	20	2.47	300	N
IH36522902/0	75	92	2.0	300.0	20	2.87	300	N
IH36522903/0	100	122	2.0	300.0	20	5.00	450	N



JETCORD E ISO 1825

According to EN ISO 1825 type E

Designed for use in all operations associated with the ground refuelling and fuel discharging of aircraft with enhanced defuelling capability, electrically conducting and incorporating a wire helix reinforcement.

Hose Construction

Tube: Black, smooth, NBR rubber compound, resistant to aviation gasoline and jet fuels having an aromatic content not exceeding 50 %

Reinforcement: Synthetic textile fabrics and embedded wire helix

Cover: Black, CR rubber compound, resistant to mineral oil, fuels, abrasion, ozone and weathering



- Customized length and assembly with safety clamps
- Suggested brass fitting to prevent sparks
- Supplied with test report
- Burst Pressure Value 4:1
- Vacuum 0.85 bar






Tolerances

According to EN ISO 1825

Refer to *Technical Handbook* on page TH34

Temperature Range

-40 °C (-40 °F) to +70 °C (+158 °F)

Part Number	 I.D. (mm)	 O.D. (mm)	 Working Pressure			 Weight kg/m	 min. Bend Radius mm	in Stock
			MPa	psi	bar			
IH36522940/0	25	40	2.0	300.0	20	1.15	150	N
IH36522941/0	32	46	2.0	300.0	20	1.31	187	N
IH36522942/0	38	54	2.0	300.0	20	1.76	225	N
IH36522943/0	50	67	2.0	300.0	20	2.36	275	N
IH36522945/0	63.5	82	2.0	300.0	20	3.29	300	N
IH36522944/0	75	94	2.0	300.0	20	3.83	300	N
IH36522946/0	100	122	2.0	300.0	20	5.96	450	N



JETCORD F ISO 1825

According to EN ISO 1825 type F

Designed for use in all operations associated with the ground refuelling and fuel discharging of aircraft with enhanced defuelling capability, non-electrically conducting and incorporating a non-metallic helix reinforcement with an antistatic cover compound.

Hose Construction

- Tube:** Black, smooth, NBR rubber compound, resistant to aviation gasoline and jet fuels having an aromatic content not exceeding 50 %
- Reinforcement:** Synthetic textile fabrics and embedded nylon helix
- Cover:** Black, antistatic ($R > 103 < 106 \Omega/m$), CR rubber compound, resistant to mineral oil, fuels, abrasion, ozone and weathering



- Customized length and assembly with safety clamps
- Suggested brass fitting to prevent sparks
- Supplied with test report
- Burst Pressure Value 4:1
- Vacuum 0.65 bar

Tolerances

According to EN ISO 1825
Refer to Technical Handbook on page TH34

Temperature Range

-40 °C (-40 °F) to +70 °C (+158 °F)

Part Number	I.D. (mm)	O.D. (mm)	Working Pressure			Weight kg/m	min. Bend Radius mm	in Stock
			MPa	psi	bar			
IH36522926/0	25	41	2.0	300.0	20	1.26	150	N
IH36522927/0	32	52	2.0	300.0	20	1.67	187	N
IH36522928/0	38	58	2.0	300.0	20	1.90	225	N
IH36522929/0	50	70	2.0	300.0	20	2.45	275	N
IH36522930/0	63.5	83.5	2.0	300.0	20	3.03	300	N
IH36522931/0	75	98	2.0	300.0	20	3.98	300	N
IH36522932/0	100	127	2.0	300.0	20	6.07	450	N



JETCORD XT/C

According to API 1529

Designed for use in all operations associated with the ground refuelling of aircraft non-electrically bonded, but incorporating an antistatic cover compound.

Hose Construction

Tube: Black, smooth, NBR rubber compound, resistant to aviation fuels having an aromatic content not exceeding 50 %

Reinforcement: Synthetic textile fabrics

Cover: Black, antistatic ($R > 103 < 106 \Omega/m$), CR rubber compound, resistant to mineral oil, fuels, abrasion, ozone and weathering



- Customized length and assembly with safety clamps
- Suggested brass fitting to prevent sparks
- Supplied with test report
- Burst Pressure Value 4:1






Tolerances

According to API 1529

Refer to Technical Handbook on page TH34

Temperature Range

-40 °C (-40 °F) to +70 °C (+158 °F)

Part Number	 I.D. (mm)	 O.D. (mm)	 Working Pressure			 Weight kg/m	 min. Bend Radius mm	in Stock
			MPa	psi	bar			
IH36522802/0	25	38.5	2.0	300.0	20	0.90	125	N
IH36522801/0	32	45.5	2.0	300.0	20	1.09	160	N
IH36522803/0	38	51.5	2.0	300.0	20	1.28	190	N
IH36522434/0	50	67	2.0	300.0	20	2.02	250	N
IH36522435/0	63.5	80	2.0	300.0	20	2.48	310	N
IH36522804/0	75	92	2.0	300.0	20	2.88	375	N
IH36522800/0	100	122	2.0	300.0	20	5.01	500	N



aerospace
 climate control
 electromechanical
 filtration
 fluid & gas handling
 hydraulics
 pneumatics
 process control
 sealing & shielding



Automotive & Boat



ENGINEERING YOUR SUCCESS.



B – Automotive & Boat

Hose	ID Range (mm)	Temp. Range (°C)	Application
RADIOR 10	7 - 15	-30 / +100	cooling line system
E-Z FROM GS	10 - 50	-40 / +125	high flexible hose for coolant line system
RADIOR DIN 6	10 - 110	-40 / +125	cooling line system
AIRBRAKE DIN 74310	7 - 15	-40 / +70	breaking system
AIRBRAKE SAE J 1402-A	9.5 - 15.9	-40 / +93	breaking system
CARBOPRESS SAE J 30 R7 N/L	4 - 12.7	-40 / +125	car & motorbike fuel system
TBSE	4 - 10	-30 / +100	car & motorbike fuel system
TBE	3 - 7.5	-20 / +90	car & motorbike fuel system
AUTOGAS ECE 67/110 Class2	4 - 19	-25 / +120	LPG/ CNG engines
CARBOBLUE N/L 10	16 - 25	-40 / +100	nox reducing system
CARBOBLUE N/L 20	4 - 25	-40 / +100	nox reducing system
CARBOPRESS EN ISO 7840 A1	5 - 25	-20 / +100	boat fuel system
CARBOCORD EN ISO 7840 A1	38 - 50	-20 / +100	boat fuel system
CARBURITE EN ISO 7840 A1	19 - 60	-20 / +100	boat fuel system
SM/TR 311	19 - 150	-20 / +100	coolant line



	Tube	Reinforcement	Cover	WP (bar)	Safety factor	Suction	Industry standard	Page
	EPDM	textile	EPDM	10	3			B4
	EPDM	textile	EPDM	5	4	yes	SAE J 20R2 - D1	B5
	EPDM	textile	EPDM	6	3			B6 - B7
	EPDM	textile	EPDM	10	4		DIN 74310	B8
	NBR/SBR	textile	CR	15	4		SAE J 1402-A	B9
	NBR	textile	CR	10	4		SAE 30 R7	B10
	NBR	textile	NBR/EPDM	10	3			B11
	NBR	textile		10	3			B12
	NBR	textile	CSM	4.5	4		ECE 67/110	B13
	EPDM	textile	EPDM	10	3			B14
	EPDM	textile	EPDM	20	3			B14
	NBR	textile	NBR/SBR	3.4	8		EN ISO 7840 A1	B15
	NBR	textile	NBR/SBR	2.5	8		EN ISO 7840 A1	B15
	NBR	textile	NBR/SBR	2.5	8	yes	EN ISO 7840 A1	B16
	NBR	textile	NBR/SBR	3	6.5	yes	EN ISO 7840 A1	B17



RADIOR 10

Flexible rubber hose for delivery of hot water in heating and cooling of automotive LPG and methane systems.

Hose Construction

Tube: Black, smooth EPDM nitrosamine free rubber compound

Reinforcement: Synthetic textile yarns

Cover: Smooth, black, heat, ageing and weather-resistant EPDM nitrosamine free rubber compound








- Specific for cooling system
- Also used in combination with Autogas ECE 67/110 in CNG/LPG engines
- Robust structure to avoid kinking
- Burst Pressure Value 3:1

Temperature Range

-30 °C (-22 °F) to + 100 °C (+212 °F)
with peaks +120 °C (+248 °F)

Tolerances

According to UNI EN ISO 1307
Refer to Technical Handbook on page TH34

Part Number				Working Pressure					in Stock
	I.D. (mm)	O.D. (mm)		MPa	psi	bar			
IH30114029/100	7	13	1.0	150.0	10	0.13	50	N	
IH30114030/50	15	23	1.0	150.0	10	0.35	90	Y	
IH30114030/100	15	23	1.0	150.0	10	0.35	90	Y	



E-Z FORM GS

Designed to handle air, coolant, mild chemicals and water. Extremely flexible, lightweight provides full suction capability and a path to conduct a static electrical charge to ground. The unique Greek cover corrugations provides minimal force-to-bend, superior kink resistance, and maximum flexibility for ease of handling, used where formed hose might normally be required.

Hose Construction

- Tube:** Black EPDM, antistatic rubber compound
- Reinforcement:** Multiple textile plies with wire helix
- Cover:** Black EPDM rubber compound resistant to weathering, greek corrugated finish



- Saves time and costs thanks to easy and quick assembly
- Superior kink resistance, minimal force to bend, outstanding flexibility
- Performance equal to SAE J20R2-D1
- Burst Pressure Value 4:1
- Vacuum: 0.9 bar

Tolerances

According to UNI EN ISO 1307
Refer to Technical Handbook on page TH34

Temperature Range

-40 °C (-40 °F) to +125 °C (+257 °F)

Part Number	I.D. (mm)	O.D. (mm)	Working Pressure			Weight kg/m	min. Bend Radius mm	in Stock
			MPa	psi	bar			
IH73950500/10	13	23	0.5	75.0	5	0.33	35	Y
IH73950594/10	15	25	0.5	75.0	5	0.36	45	Y
IH73950625/10	16	26	0.5	75.0	5	0.39	45	N
IH73950750/10	19	29	0.5	75.0	5	0.46	50	Y
IH73951000/10	25	35	0.5	75.0	5	0.56	50	Y
IH73951125/10	29	38	0.5	75.0	5	0.62	65	Y
IH73951250/10	32	43	0.5	75.0	5	0.75	80	Y
IH73951375/10	35	46	0.5	75.0	5	0.79	95	Y
IH73951500/10	38	49	0.5	75.0	5	0.85	100	Y
IH73952000/10	51	63	0.5	75.0	5	1.44	150	Y
IH73952250/10	57	70	0.5	75.0	5	1.61	200	Y
IH73952375/10	60	73	0.5	75.0	5	1.64	210	Y
IH73952500/10	63.5	76.5	0.5	75.0	5	1.74	220	Y
IH73953000/10	76	90	0.5	75.0	5	2.23	270	Y
IH73954000/10	102	116	0.5	75.0	5	3.28	400	Y



RADIOR DIN 6 (COILS)

Designed for cooling systems of automotive engines and stationary engines and for refrigerant systems.

Hose Construction

- Tube:** Black, smooth, heat resistant EPDM rubber compound according to DIN 73411 - 1996*
- Reinforcement:** Synthetic textile fabrics yarns
- Cover:** Black, smooth, wrapped finish, heat, ageing and weather-resistant EPDM rubber compound according to DIN 73411 - 1996*

*The tube and the cover compounds are according to DIN 73411 - 1996 in the following principal areas: tensile, strength, density, hardness, laceration, swellings, aging and dry residue.

Temperature Range

-40 °C (-40 °F) to +125 °C (+257 °F)
with peaks to +140 °C (+284 °F)



- Compounds according to DIN 73411 for: tensile, strength, density, hardness, laceration, swellings, aging and dry residue
- Specific for cooling system at high temperature
- For Automotive and general industries application
- Burst Pressure Value 3:1

Tolerances






I.D. ≤ 25 mm

according to UNI EN ISO 1307

I.D. > 25 mm

according to RMA steel mandrel

Refer to Technical Handbook on page TH34

Part Number				Working Pressure					in Stock
	I.D. (mm)	O.D. (mm)		MPa	psi	bar			
IH30836101/40	10	17	0.6	90.0	6.0	0.17	–	Y	
IH30836103/40	13	20	0.6	90.0	6.0	0.21	–	Y	
IH30836104/40	15	22	0.6	90.0	6.0	0.23	–	Y	
IH30836105/40	16	23	0.6	90.0	6.0	0.25	–	Y	
IH30836106/40	18	25	0.6	90.0	6.0	0.27	–	Y	
IH30836107/40	20	27	0.6	90.0	6.0	0.30	–	Y	
IH30836108/40	22	29	0.6	90.0	6.0	0.33	–	Y	
IH30836109/40	25	34	0.6	90.0	6.0	0.48	–	Y	
IH36836110/40	28	36	0.6	90.0	6.0	0.52	–	Y	
IH36836111/40	30	38	0.6	90.0	6.0	0.55	–	Y	
IH36836112/40	32	40	0.6	90.0	6.0	0.58	–	Y	
IH36836113/40	35	43	0.6	90.0	6.0	0.63	–	Y	
IH36836114/40	38	48	0.6	90.0	6.0	0.88	–	Y	
IH36836115/40	40	50	0.6	90.0	6.0	0.92	–	Y	
IH36836116/40	42	52	0.6	90.0	6.0	0.96	–	N	
IH36836117/40	45	55	0.6	90.0	6.0	1.02	–	N	
IH36836119/40	50	60	0.6	90.0	6.0	1.11	–	Y	

RADIOR DIN - A - I.D. x TH - EPDM / P / EPDM - 6 bar - 125°C  (yellow ink x LL and yellow embossed x MM) Y/W (with traceability code)



RADIOR DIN 6 (CUT LENGTH)

Designed for cooling systems of automotive engines and stationary engines and for refrigerant systems.

Hose Construction

Tube:	Black, smooth, heat resistant EPDM rubber compound according to DIN 73411 - 1996*
Reinforcement:	Synthetic textile fabrics yarns
Cover:	Black, smooth, wrapped finish, heat, ageing and weather-resistant EPDM rubber compound according to DIN 73411 - 1996*

*The tube and the cover compounds are according to DIN 73411 - 1996 in the following principal areas: tensile, strength, density, hardness, laceration, swellings, aging and dry residue.

Temperature Range

-40 °C (-40 °F) to +125 °C (+257 °F)
with peaks to +140 °C (+284 °F)



- Compounds according to DIN 73411 for: tensile, strength, density, hardness, laceration, swellings, aging and dry residue
- Specific for cooling system at high temperature
- For Automotive and general industries application
- Burst Pressure Value 3:1

Tolerances

I.D. ≤ 25 mm
according to UNI EN ISO 1307
I.D. > 25 mm
according to RMA steel mandrel
Refer to Technical Handbook on page TH34

Part Number	I.D. (mm)	O.D. (mm)	Working Pressure			Weight kg/m	min. Bend Radius mm	in Stock
			MPa	psi	bar			
IH30836108/1	22	29	0.6	90.0	6.0	0.33	–	N
IH30836109/1	25	34	0.6	90.0	6.0	0.48	–	N
IH36836111/1	30	38	0.6	90.0	6.0	0.55	–	N
IH36836112/1	32	40	0.6	90.0	6.0	0.58	–	N
IH36836114/1	38	48	0.6	90.0	6.0	0.88	–	N



AIRBRAKE DIN 74310

According to DIN 74310

Widely used in automotive air brake systems.

Hose Construction

- Tube:** Black, smooth EPDM nitrosamine free rubber compound
- Reinforcement:** Stress-resistant, synthetic textile yarns
- Cover:** Black, abrasion, ageing and weather-resistant, smooth EPDM nitrosamine free rubber compound

Temperature Range

-40 °C (-40 °F) to + 70 °C (+158 °F)








- Recommended DIN 74304 and DIN 74325 fittings and DIN 3017 clamps
- Automotive application
- Nitrosamine free compounds
- Burst Pressure Value 4:1



Tolerances

According to DIN 74310

Refer to Technical Handbook on page TH34

Part Number				Working Pressure					in Stock
	I.D. (mm)	O.D. (mm)		MPa	psi	bar			
IH30315105/40	7	14	1.0	150.0	10	0.16	55	N	
IH30315103/40	9	16	1.0	150.0	10	0.19	65	N	
IH30315116/40	11	18	1.0	150.0	10	0.22	70	Y	
IH30315115/40	13	25	1.0	150.0	10	0.49	100	Y	
IH30315102/80*	15	25	1.0	150.0	10	0.44	115	N	

*Not complying the norm



AIRBRAKE SAE J 1402-A

According to SAE J 1402-A

Widely used in automotive air brake systems.

Hose Construction

Tube: Black, smooth, NBR/SBR rubber compound

Reinforcement: Synthetic textile yarns

Cover: Black, smooth, abrasion, ageing and weather-resistant CR rubber compound

Temperature Range

-40 °C (-40 °F) to + 93 °C (+200 °F)



- Tighter tolerances on ID and OD
- Automotive application
- Superior cover compound resistant to abrasion and weathering
- Burst Pressure Value 4:1

Tolerances

According to SAE J1402 – TABLE A
Refer to Technical Handbook on page TH34

Part Number	Nominal Diameter		O.D. (mm)	Working Pressure			Weight kg/m	min. Bend Radius mm	in Stock
	(mm)	(inch)		MPa	psi	bar			
IH30315117/40	3/8	9.5	19	1.5	217.0	15	0.30	89	Y
IH30315119/40	1/2	12.7	22.2	1.5	217.0	15	0.37	102	Y
IH30315122/40	-	14.5	24.5	1.5	217.0	15	0.43	131	N
IH30315121/40	5/8	15.9	27	1.5	217.0	15	0.53	114	N



AUTOGAS ECE 67/110 CLASS 2

According to ECE 67 and 110 Class 2

Low pressure hoses, designed according to regulation ECE 67, 01, Annex 8, Class 2 and ECE 110, 02, Annex 4b, Class 2.

Suitable for low pressure delivery of LPG and methane CNG alternative fuel kits.

Hose Construction

Tube: Black, smooth, insulating (R > 1 MΩ/m), LPG and methane permeation resistant NBR rubber compound

Reinforcement: Synthetic textile yarns

Cover: Black, smooth, insulating (R > 1 MΩ/m), CSM rubber compound resistant to ageing, heat, abrasion, ozone and weathering








- Insulating cover and tube compounds
- Exceeds DIN 4815 Teil 4
- Available pre-formed on request
- Very low permeation values closed to zero
- Burst Pressure Value 4:1

Tolerances

According to UNI EN ISO 1307
Refer to Technical Handbook on page TH34

Temperature Range

-25 °C (-13 °F) to +120 °C (+ 248 °F)

Part Number				Working Pressure					in Stock
	I.D. (mm)	O.D. (mm)	MPa	psi	bar	kg/m	min. Bend Radius (mm)		
IH30510060/50	4	10	0.45	65.0	4.5	0.09	35	Y	
IH30510027/50	5	10.5	0.45	65.0	4.5	0.09	40	Y	
IH30510061/50	6.3	13	0.45	65.0	4.5	0.14	50	Y	
IH30510064/50	10	17	0.45	65.0	4.5	0.20	80	Y	
IH30510065/50	12	19	0.45	65.0	4.5	0.23	100	Y	
IH30510066/50	14	22	0.45	65.0	4.5	0.30	115	Y	
IH30510067/50	16.5	24.5	0.45	65.0	4.5	0.34	135	Y	
IH30510069/50	19	27	0.45	65.0	4.5	0.39	150	Y	



CARBOPRESS SAE J 30 R7

According to SAE J 30 R7

Low permeability, fire resistant hose, for lead and unleaded fuels in car and motorbike engines and gearbox lubricants where high performance and compliance to standards are important issue. Hose meets the American Standard SAE J30 R7.

Hose Construction

Tube: Black, smooth, antistatic (R < 1 MΩ/m) NBR rubber compound, resistant to oils, fuels and unleaded petrol with aromatic content not exceeding 50 %

Reinforcement: Synthetic textile yarns

Cover: Black, smooth, antistatic (R < 1 MΩ/m) CR rubber compound resistant to oils, abrasion, weather and fire



- Exceeds SAE J 30 R7 in WP
- Antistatic cover and tube compounds
- Suitable for B100 up to 70 °C
- Superior cover compound resistant to abrasion and weathering
- Burst Pressure Value 4:1

Tolerances

According to SAE J30 R7
Refer to Technical Handbook on page TH34

Temperature Range

-40 °C (-40 °F) to +125 °C (+257 °F)

Part Number	I.D. (mm)	O.D. (mm)	Working Pressure			Weight kg/m	min. Bend Radius mm	in Stock
			MPa	psi	bar			
IH30872400/100	4	9.1	1.0	150.0	10	0.07	30	N
IH30872401/100	4.8	10.3	1.0	150.0	10	0.09	40	N
IH30872402/100	6.4	12.7	1.0	150.0	10	0.13	55	Y
IH30872403/100	8	14.3	1.0	150.0	10	0.16	65	Y
IH30872404/100	9.5	15.9	1.0	150.0	10	0.18	75	Y
IH30872405/100	12.7	19.9	1.0	150.0	10	0.25	100	Y

RUBBER FUEL HOSE CARBOPRESS SAE 30 R7 MADE IN ITALY  (repeated every 300 mm)



TBSE

Designed for general applications in fuel systems where low permeability levels are required. Suitable for leaded and unleaded fuels and diesel.

Hose Construction

Tube: Black, oil and fuel resistant, smooth, antistatic ($R < 1 \text{ M}\Omega/\text{m}$), NBR rubber compound

Reinforcement: Synthetic textile yarns

Cover: Black, oil, fuel, abrasion, weather-resistant, smooth, antistatic ($R < 1 \text{ M}\Omega/\text{m}$), NBR/EPDM rubber compound

Temperature Range




-30 °C (-22 °F) to +100 °C (+212 °F)



- Antistatic cover and tube compounds
- Low permeability
- Suitable for B20 and E100 up to 70 °C
- Available packaging in reels for display stand
- Burst Pressure Value 3:1

Tolerances

According to UNI EN ISO 1307
Refer to Technical Handbook on page TH34

Part Number				Working Pressure					in Stock
	I.D. (mm)	O.D. (mm)		MPa	psi	bar			
Coils									
IH30871001/100	4	9	1.0	150.0	10	0.07	30	Y	
IH30871011/100	5	10	1.0	150.0	10	0.08	40	Y	
IH30871021/100	6	13	1.0	150.0	10	0.14	55	Y	
IH30871031/100	7	13	1.0	150.0	10	0.13	55	Y	
IH30871041/100	7.5	14	1.0	150.0	10	0.15	65	Y	
IH30871051/100	10	16	1.0	150.0	10	0.17	75	Y	
Reels									
IH30871001/15-R90*	4	9	1.0	150.0	10	0.07	30	Y	
IH30871011/15-R90*	5	10	1.0	150.0	10	0.08	40	Y	
IH30871021/15-R90*	6	13	1.0	150.0	10	0.14	55	Y	
IH30871031/15-R90*	7	13	1.0	150.0	10	0.13	55	Y	
IH30871041/15-R90*	7.5	14	1.0	150.0	10	0.15	65	Y	
IH30871051/10-R60**	10	16	1.0	150.0	10	0.17	75	Y	

* box quantity = 6 x 15 m (reels)

** box quantity = 6 x 10 m (reels)



TBE

*Designed for particular applications in fuel systems where textile cover is requested.
Suitable for leaded and unleaded fuels and diesel.*

Hose Construction

Tube: Black, oil and fuel resistant, smooth NBR rubber compound

Reinforcement/

Cover: High tensile polyester textile over-braid, resistant to abrasion, fuel, oil and weathering

Temperature Range

-20 °C (-4 °F) to +90 °C (+194 °F)



- Available in reels only
- Suitable for B20 and E100 up to 70 °C
- Designed for motorbike fuel supply
- Burst Pressure Value 3:1

Tolerances

On inside diameter: + 0 / - 0.5 mm

Length tolerance: ± 1 %

Part Number	I.D. (mm)	O.D. (mm)	Working Pressure			Weight kg/m	min. Bend Radius mm	in Stock
			MPa	psi	bar			
IH11001300/15-R90*	3	7	1.0	150.0	10	0.04	30	Y
IH11001345/15-R90*	7.5	14.5	1.0	150.0	10	0.13	65	Y



CARBOBLUE N/L 10 - 20

Parker Global Product

Carboblue is specially designed for applications where there is a requirement for extracting NOx (nitrogen oxide and its mixtures that emit polluted substances into the environment during air combustion) and dramatically reducing exhaust gas from diesel engines. These objectives are included in European parameters EURO IV and EURO V.

Hose Construction

Tube: Black, smooth, antistatic (R < 1 MΩ/m) and sulphur free EPDM rubber compound nitrosamine free with peroxide curing.

Extensive tests on tensile stress, cold bending, heat, and laceration resistance on compound in contact with the additive did not show alteration of its state. In addition, no contamination of the additive was present after 168 hours at the temperature of 70 °C.

Reinforcement: Synthetic textile fabrics
Cover: Black, smooth, antistatic (R < 1 MΩ/m), EPDM rubber compound nitrosamine free, ageing, heat and weather resistant



- Compatibility approved by Ad-Blue manufacturer
- Environmental friendly
- Nitrosamine free
- Available HW version to defrost and keep additive at the right temperature
- Burst Pressure Value 3:1



Temperature Range

-40 °C (-40 °F) +100 °C (+212 °F)
with peaks up to +120 °C (+248 °C)

Tolerances

According to UNI EN ISO 1307
Refer to Technical Handbook on page TH34

Part Number	I.D. (mm)	O.D. (mm)	Working Pressure			Weight kg/m	min. Bend Radius mm	in Stock
			MPa	psi	bar			
CARBOBLUE N/L 10								
IH30515030/100	16	23	1.0	150.0	10	0.27	100	N
IH30515031/80	19	27	1.0	150.0	10	0.37	115	N
IH30515032/50	25	36	1.0	150.0	10	0.68	150	N
CARBOBLUE N/L 20								
IH30515042/100	4	10	2.0	300.0	20	0.08	30	N
IH30515043/100	6	12	2.0	300.0	20	0.11	40	Y
IH30515044/100	8	15	2.0	300.0	20	0.16	50	N
IH30515045/100	10	17	2.0	300.0	20	0.19	60	Y
IH30515046/100	13	20	2.0	300.0	20	0.23	80	Y
IH30515040/80	16	26	2.0	300.0	20	0.43	100	Y
IH30515041/80	19	30	2.0	300.0	20	0.56	115	N
IH30515047/50	25	37	2.0	300.0	20	0.76	150	N



CARBOPRESS EN ISO 7840 A1

CARBOCORD EN ISO 7840 A1

According to EN ISO 7840 A1

Fire resistant fuel hose suitable for loading diesel, leaded and unleaded fuels with an aromatic content not exceeding 50 %, for small craft of - 24 m length of hull with permanently installed inboard engines. According to EN ISO 7840 type A1 permeability (4 g/m² hour). Complies with the essential requirements given in the European Directive for small craft 94/25/EC. .

Hose Construction

Tube:	Black, smooth, antistatic (R < 1 MΩ/m), oil and fuel resistant NBR rubber compound
Reinforcement:	Synthetic textile yarns
Cover:	Black, smooth, antistatic (R < 1 MΩ/m), CR rubber compound resistant to abrasion, oil, fuel, weather and fire resistant



- Type approval by RINA and Lloyd's Register
- Suitable for small craft according to European Directive 94/25/EC
- Fire resistant fuel hose
- Burst Pressure Value 8:1

Tolerances

According to EN ISO 7840
Refer to Technical Handbook on page TH34

Temperature Range

-20 °C (-4 °F) to +100 °C (+212 °F)

Part Number	I.D. (mm)	O.D. (mm)	Working Pressure MPa	Working Pressure			Weight kg/m	min. Bend Radius mm	in Stock
				psi	bar				
CARBOPRESS EN ISO 7840 A1									
IH30511049/100	5	15	0.34	49.3	3.4	0.22	30	N	
IH30511051/100	8	18	0.34	49.3	3.4	0.29	50	N	
IH30511057/100	10	20	0.34	49.3	3.4	0.32	60	Y	
IH30511053/80	12.5	22	0.34	49.3	3.4	0.37	75	N	
IH30511054/80	16	26	0.34	49.3	3.4	0.47	100	Y	
IH30511055/50	19	29	0.34	49.3	3.4	0.54	115	Y	
IH30511058/50	25	35	0.34	49.3	3.4	0.67	150	Y	
CARBOCORD EN ISO 7840 A1									
IH36521204/40*	38	50	0.25	36.25	2.5	1.10	380	Y	
IH36521207/40*	50	62	0.25	36.25	2.5	1.40	500	N	

*Mandrel Made production

RUBBER HOSE CARBOPRESS EN ISO 7840 A1 CE MADE IN ITALY Year with traceability code

RUBBER HOSE CARBOCORD EN ISO 7840 A1 CE Year MADE IN ITALY



CARBURITE EN ISO 7840 A1

According to EN ISO 7840 A1

Fire resistant fuel hose suitable for loading diesel, leaded and unleaded fuels with an aromatic content not exceeding 50 %, for small craft of - 24 m length of hull with permanently installed inboard engines. According to EN ISO 7840 type A1 permeability (4 g/m² hour). Complies with the essential requirements given in the European Directive for small craft 94/25/EC.

Hose Construction

- Tube:** Black, smooth, antistatic (R < 1 MΩ/m), oil and fuel resistant NBR rubber compound
- Reinforcement:** Synthetic textile yarns and embedded steel wire helix
- Cover:** Black, smooth, antistatic (R < 1 MΩ/m), NBR/SBR rubber compound resistant to abrasion, oil, fuel, weather and fire








- Type approval by RINA and Lloyd's Register
- Suitable for small craft according to European Directive 94/25/EC
- Fire resistant fuel hose
- Burst Pressure Value 8:1
- Vacuum 0.9 bar

Temperature Range

-20 °C (-4 °F) to +100 °C (+212 °F)

Tolerances

According to EN ISO 7840
Refer to Technical Handbook on page TH34

Part Number	 I.D. (mm)	 O.D. (mm)	 Working Pressure			 Weight kg/m	 min. Bend Radius mm	in Stock
			MPa	psi	bar			
IH36531510/40	19	32	0.25	36.0	2.5	0.76	120	N
IH36531511/40	25	39	0.25	36.0	2.5	1.08	150	N
IH36531513/40	38	54	0.25	36.0	2.5	1.73	240	N
IH36530515/40	50	66	0.25	36.0	2.5	2.18	300	N



SM TR 311

According to EN ISO 7840 A1 and EN ISO 13363

Designed and approved for use in water cooling exhaust gas systems and also as fire resistant fuel hose for craft. Suitable for general loading and unloading oils and fuel service.

Hose Construction

Tube: Black, smooth, antistatic ($R < 1 \text{ M}\Omega/\text{m}$), NBR rubber compound, resistant to exhaust gas, sea water, oil and fuel having an aromatic content not exceeding 50 %

Reinforcement: Synthetic textile fabrics and embedded steel wire helix

Cover: Black, smooth, antistatic ($R < 1 \text{ M}\Omega/\text{m}$), NBR/SBR rubber compound, resistant to flame, heat, oil and fuel, abrasion, ageing and weathering

Temperature Range

-20 °C (-4 °F) to +100 °C (+212 °F)



- Type approval by RINA and Lloyd's Register
- Designed for exhaust gas and refueling
- Suitable for craft according to European Directive 94/25/EC
- Fire resistant fuel hose
- Burst Pressure Value 6,5:1
- Vacuum 0.8 bar

Tolerances

On inside diameter

≤ I.D. 38 mm ± 0.79 mm

I.D. 40 - 60 mm ± 1.50 mm

≥ I.D. 63.5 mm ± 2.00 mm

Length tolerance ± 1 %

Note


Ondulated version on request

Part Number	I.D. (mm)	O.D. (mm)	Working Pressure			Weight kg/m	min. Bend Radius mm	in Stock
			MPa	psi	bar			
IH36971005/40	19	29	0.3	43.5	3	0.63	120	Y
IH36971006/40	25	35	0.3	43.5	3	0.77	150	Y
IH36974109/40	32	42	0.3	43.5	3	0.94	190	Y
IH36974107/40	38	48	0.3	43.5	3	1.09	230	Y
IH36974111/40	45	55	0.3	43.5	3	1.26	270	Y
IH36974112/40	50	60	0.3	43.5	3	1.41	300	Y
IH36974114/40	63.5	73.5	0.3	43.5	3	1.85	380	Y
IH36974115/20	76	86	0.3	43.5	3	2.29	455	Y
IH36974116/20	90	100	0.3	43.5	3	2.67	540	Y
IH36974117/20	102	113	0.3	43.5	3	3.24	610	Y
IH36974119/20	125	139	0.3	43.5	3	5.02	750	N
IH36974121/15*	150	171	0.3	43.5	3	10.00	900	N

*Comply only EN ISO 13363

RUBBER HOSE SM/TR 311 - EXHAUST AND FUEL HOSE - I.D. mm - CE.... - NORDIC BOAT STANDARD 1990 EN ISO 7840 A1 - EN ISO 13363:2004 Type 2 Class B - Quarter Year MADE IN ITALY





aerospace
climate control
electromechanical
filtration
fluid & gas handling
hydraulics
pneumatics
process control
sealing & shielding



Air



ENGINEERING YOUR SUCCESS.



C – Air

Hose	ID Range (mm)	Temp. Range (°C)	Application
MINIERA 10	25 - 102	-30 / +80	compressed air, non aggressive liquids
MINIERA 20	19 - 100	-30 / +80	compressed air, non aggressive liquids
MINIERA 40	13 - 51	-40 / +100	mine & quarries for long lasting service
AIRTEMP 220	51 - 80	-40 / +220	hot air for compressors and pneumatic s
MASKPRESS EN 14594 Class B N/L 100	9.5	-30 / +80	breathing system
DIVER 100 EN 250 N/L	6.3 - 8	-30 / +80	breathing system



	Tube	Reinforcement	Cover	WP (bar)	Safety factor	Suction	Industry standard	Page
	SBR	textile	SBR	10	3			C4
	SBR	textile	SBR	20	3			C5
	NBR	steel wire	SBR/CR	40	4			C6
sys.	EPR	textile	EPDM	10	3			C7
	NBR	textile	NBR	10	10		EN 14594 Class B	C8
	EPDM	textile	EPDM	35	4		EN250	C9



MINIERA 10

Suitable for compressed air tools (with minimal oil traces) in factories and designed for quarries, building and mining industries.

Hose Construction

Tube: Black, oil mist resistant, smooth SBR nitrosamine free rubber compound

Reinforcement: Synthetic textile fabrics

Cover: Black, abrasion, ageing and weather-resistant SBR nitrosamine free rubber compound

Temperature Range

-30 °C (-22 °F) to +80 °C (+176 °F)








- Also suitable for water and air in general service applications
- Nitrosamine free compounds
- Burst Pressure Value 3:1



Tolerances

According to RMA steel mandrel
Refer to Technical Handbook on page TH34

Part Number				Working Pressure					in Stock
	I.D. (mm)	O.D. (mm)		MPa	psi	bar			
IH36342181/40	25	35	1.0	150.0	10	0.70	250	Y	
IH36342182/40	30	40	1.0	150.0	10	0.81	300	N	
IH36342184/40	35	45	1.0	150.0	10	0.92	350	Y	
IH36342185/40	40	50	1.0	150.0	10	1.02	400	Y	
IH36342186/40	45	55	1.0	150.0	10	1.14	450	N	
IH36342187/40	50	60	1.0	150.0	10	1.25	500	Y	
IH36342188/40	60	70	1.0	150.0	10	1.47	600	N	
IH36342189/20	70	80	1.0	150.0	10	1.68	700	N	
IH36342190/40	75	86	1.0	150.0	10	1.99	750	N	
IH36342190/20	75	86	1.0	150.0	10	1.99	750	N	
IH36342191/20	100	112	1.0	150.0	10	2.86	1000	N	
IH36342194/20	102	114	1.0	150.0	10	2.99	1020	N	



MINIERA 20

Suitable for compressed air tools in factories and designed for quarries, building and mining industries. Tube resistant to traces of oil mist for medium duty.

Hose Construction

- Tube:** Black, oil mist resistant, smooth SBR/NBR rubber compound
- Reinforcement:** Synthetic textile fabrics
- Cover:** Black, abrasion, ageing and weather-resistant SBR nitrosamine free rubber compound

Temperature Range

-30 °C (-22 °F) to +80 °C (+176 °F)








- Also suitable for water and air in general service applications
- Nitrosamine free compounds
- Burst Pressure Value 3:1



Tolerances

According to RMA steel mandrel
Refer to Technical Handbook on page TH34

Part Number	 I.D. (mm)	 O.D. (mm)	 Working Pressure			 Weight kg/m	 min. Bend Radius mm	in Stock
			MPa	psi	bar			
IH36341113/40	19	30	2.0	300.0	20	0.62	190	Y
IH36341110/40	25	37	2.0	300.0	20	0.81	250	N
IH36341149/40	30	42	2.0	300.0	20	0.98	300	N
IH36341111/40	30	46	2.0	300.0	20	1.39	300	Y
IH36341121/40	38	52	2.0	300.0	20	1.43	380	Y
IH36341120/40	40	56	2.0	300.0	20	1.73	400	N
IH36341109/40	45	61	2.0	300.0	20	1.91	450	N
IH36341114/40	50	66	2.0	300.0	20	2.08	500	Y
IH36341116/40	60	76	2.0	300.0	20	2.38	600	N
IH36341117/20	75	91	2.0	300.0	20	2.89	750	N
IH36341119/20	100	118	2.0	300.0	20	4.23	1000	N



MINIERA 40

Compressed air for mine and quarries, designed for long lasting service and maximum safety in heavy duty applications.

Hose Construction

Tube: Black, NBR rubber compound, oil resistant

Reinforcement: One special braid of steel wire

Cover: Black SBR/CR rubber compound, abrasion, oils, ozone and weather resistant



- Heavy duty application
- Specific for compressed air tools in mining
- Low temperature resistance
- Burst Pressure Value 4:1

Temperature Range

-40 °C (-40 °F) to +100 °C (+212 °F)

Tolerances

According to BS 5118/34310
Refer to Technical Handbook on page TH34

Part Number	Nominal Diameter		O.D. (mm)	Working Pressure			Weight kg/m	min. Bend Radius mm	in Stock
	(mm)	(inch)		MPa	psi	bar			
IH36348001/40	13	½	23	4.0	580.0	40	0.55	150	N
IH36348002/40	19	¾	30	4.0	580.0	40	0.77	230	N
IH36348003/40	25	1	38	4.0	580.0	40	1.06	300	N
IH36348004/40	32	1 ¼	46	4.0	580.0	40	1.45	380	N
IH36348005/40	38	1 ½	52	4.0	580.0	40	1.80	455	N
IH36348000/40	51	2	66	4.0	580.0	40	2.30	600	N



AIRTEMP 220

Hot air delivery hose designed for compressors and pneumatic systems like flexible connection between motor blower and road tanker used for dry pellets, abrasive powders and granular material transport.

Hose Construction

- Tube:** Black, smooth, insulating, EPR rubber compound with very good resistance to high temperature
- Reinforcement:** Synthetic textile fabrics yarns
- Cover:** Black (N), smooth, insulating, wrapped finish EPDM rubber compound, resistant to heat, abrasion, ozone and weather



- Wide temperature range
- Insulating hose
- Could be complementary to CERGOM
- Burst Pressure Value 3:1

Tolerances

According to RMA steel mandrel
Refer to Technical Handbook on page TH34

Temperature Range

-40 °C (-40 °F) to +220 °C (+435 °F)
with peaks to +240 °C (+465 °F)

Part Number	I.D. (mm)	O.D. (mm)	Working Pressure			Weight kg/m	min. Bend Radius mm	in Stock
			MPa	psi	bar			
IH36346010/40	51	69	1.0	145	10.0	1.85	350	N
IH36346011/40	60	78	1.0	145	10.0	2.13	420	N
IH36346012/20	65	83	1.0	145	10.0	2.40	455	N
IH36346013/20	75	93	1.0	145	10.0	2.62	550	N
IH36346014/20	80	98	1.0	145	10.0	2.65	600	N



MASKPRESS EN 14594 CLASS B

According to EN 14594 Class B

Flexible hose designed for air supply in breathing devices for fire-fighting operations. Meets the requirements of UNI EN 14594 (points 6,12 - 6,13 relevant to hose without fittings).

Hose Construction

Tube: Black, NBR rubber compound.
Heat, ageing and air resistant

Reinforcement: Synthetic textile yarns

Cover: Black, smooth NBR rubber compound, resistant to abrasion, sea water, heat and weathering

Temperature Range






-30 °C (-22 °F) to +80 °C (+176 °F)



- Tube compound vanilla flavor
- For assembly operation refer to the norm
- Suitable also for industrial safety
- Burst Pressure Value 10:1

Tolerances

According to UNI EN ISO 1307
Refer to Technical Handbook on page TH34

Part Number				Working Pressure					in Stock
	I.D. (mm)	O.D. (mm)		MPa	psi	bar			
IH30310128/100	9.5	19	1.0	150.0	10	0.33	60	Y	



DIVER 100 EN 250

According to EN 250

Flexible hose designed for air supply in breathing devices for fire-fighting operations. Meets the requirements of UNI EN 14594 (points 6,12 - 6,13 relevant to hose without fittings).

Hose Construction

Tube: Black, NBR rubber compound.
Heat, ageing and air resistant

Reinforcement: Synthetic textile yarns

Cover: Black, smooth NBR rubber compound, resistant to abrasion, sea water, heat and weathering

Temperature Range

-30 °C (-22 °F) to +80 °C (+176 °F)



- Tube compound vanilla flavor
- Nitrosamine free compounds
- For assembly operation refer to the norm
- Burst Pressure Value 4:1




Tolerances

According to EN 250

Refer to Technical Handbook on page TH34

Part Number	I.D. (mm)	O.D. (mm)	Working Pressure			Weight kg/m	min. Bend Radius mm	in Stock
			MPa	psi	bar			
IH30310133/100	6.3	12.3	3.5	510.0	35	0.12	60	N
IH30310126/100	7.3	13.7	3.5	510.0	35	0.15	75	N
IH30310124/80	8	14	3.5	510.0	35	0.14	80	N

WARNING – DO NOT EXCEED 510 psi (35 bar) – HIGHER psi (bar) MAY CAUSE DAMAGE OR PERSONAL INJURY – MEDIUM PRESSURE



aerospace
climate control
electromechanical
filtration
fluid & gas handling
hydraulics
pneumatics
process control
sealing & shielding



Gas



ENGINEERING YOUR SUCCESS.



D – Gas

Hose	ID Range (mm)	Temp. Range (°C)	Application
AUTOGENE EN ISO 3821 NR/L – NB/L 20	6.3 - 10	-25 / +80	welding process
BIPRESS EN ISO 3821 B-R/L 20	6.3 - 10	-25 / +80	welding process
INERPRESS EN ISO 3821 N/L 20	6.3 - 10	-25 / +80	inert gas delivery
PROPANPRESS EN ISO 3821 N/L 20	6.3 - 10	-30 / +70	propan gas delivery
MULTIGASPRESS EN ISO 3821 NRA/L 20	6.3 - 16	-25 / +70	various gas delivery
CARBO G NW/L 10 – NB/R 10	8 - 13	-20 / +90	household appliances



	Tube	Reinforcement	Cover	WP (bar)	Safety factor	Suction	Industry standard	Page
	SBR	textile	SBR/EPDM	20	3		EN ISO 3821	D4
	SBR	textile	SBR/EPDM	20	3		EN ISO 3821	D5
	NBR	textile	SBR/EPDM	20	3		EN ISO 3821	D6
	NBR	textile	NBR/PVC	20	3		EN ISO 3821	D7
	NBR	textile	NBR/PVC	20	3		EN ISO 3821	D8
	NBR	textile	SBR/EPDM	10	3		UNI CIG 7140	D9



AUTOGENE EN ISO 3821 NR/L – NB/L 20

According to EN ISO 3821

Designed for delivery of welding and allied process gases.

Hose Construction

Tube: Black, smooth SBR rubber compound, resistant to Welding Gases and not suitable for LPG, good resistance to ignition

Reinforcement: Synthetic textile yarns

Cover: Smooth (/L) or ribbed (/R), red (NR) or blue (NB), SBR/EPDM rubber compound resistant to abrasion, ageing, hot surfaces and incandescent particles



- For welding in industrial and domestic application
- Colored cover following specs indication: Red for Acetylene and Blue for Oxygen
- Exceeds the standard on backfire test
- Excellent flexibility
- Burst Pressure Value 3:1

Tolerances

According to EN ISO 3821

Refer to *Technical Handbook* on page TH34

Temperature Range

-25 °C (-13 °F) to +80 °C (+176 °F)

Part Number	I.D. (mm)	O.D. (mm)	Working Pressure			Weight kg/m	min. Bend Radius mm	in Stock
			MPa	psi	bar			
AUTOGENE EN ISO 3821 NR/L 20								
IH30412803/40	6.3	13.3	2.0	300.0	20	0.15	40	Y
IH30412914/100	8	15	2.0	300.0	20	0.17	40	Y
IH30412716/40	9	16	2.0	300.0	20	0.19	45	Y
IH30412716/100	9	16	2.0	300.0	20	0.19	45	Y
IH30413221/40	10	17	2.0	300.0	20	0.20	50	Y
IH30413221/100	10	17	2.0	300.0	20	0.20	50	Y
AUTOGENE EN ISO 3821 NB/L 20								
IH30412703/40	6.3	13.3	2.0	300.0	20	0.15	40	Y
IH30412706/40	6.3	16.3	2.0	300.0	20	0.25	40	N
IH30412915/100	8	15	2.0	300.0	20	0.17	40	Y
IH30412707/40	9	16	2.0	300.0	20	0.19	45	Y
IH30413220/40	10	17	2.0	300.0	20	0.20	50	Y

IMPORTANT!

Welding applications can be hazardous. Please take all the necessary safety precautions.

RUBBER HOSE – EN ISO 3821 – 2 MPa [20 bar] – I.D. MADE IN ITALY (Year with traceability code)



RUBBER HOSE – EN ISO 3821 – 2 MPa [20 bar] – I.D. MADE IN ITALY (Year with traceability code)





BIPRESS EN ISO 3821 B-R/L 20

According to EN ISO 3821

A dual line hose designed for Welding Gas equipment, cutting and allied processes.

Hose Construction

- Tube:** Black, smooth SBR rubber compound, resistant to Welding Gases
- Reinforcement:** Synthetic textile yarns
- Cover:** Red and blue, ageing and abrasion-resistant, smooth SBR/EPDM rubber compound

Temperature Range

-25 °C (-13 °F) to +80 °C (+176 °F)



- For welding in industrial and domestic application
- Colored cover following specs indication: Red for Acetylene and Blue for Oxygen
- Exceeds the standard on backfire test
- Excellent flexibility
- Burst Pressure Value 3:1

Tolerances

According to EN ISO 3821
Refer to Technical Handbook on page TH34

Part Number	I.D. (mm)	O.D. (mm)	Working Pressure			Weight kg/m	min. Bend Radius mm	in Stock
			MPa	psi	bar			
IH30401107/40	6.3+6.3	13	2.0	300.0	20	0.29	–	Y
IH30401106/40	6.3+9	16	2.0	300.0	20	0.43	–	Y
IH30401108/100	8+8	15	2.0	300.0	20	0.34	–	Y
IH30401111/40	9+9	16	2.0	300.0	20	0.38	–	Y
IH30401112/100	10+10	17	2.0	300.0	20	0.46	–	N

IMPORTANT!

Welding applications can be hazardous. Please take all the necessary safety precautions.

RUBBER HOSE – EN 559 – 2 MPa (20 bar) – I.D. MADE IN ITALY (Year with traceability code)



RUBBER HOSE – EN 559 – 2 MPa (20 bar) – I.D. MADE IN ITALY (Year with traceability code)





INERPRESS EN ISO 3821 N/L 20

According to EN ISO 3821

Designed for delivery of inert gases.

Hose Construction

Tube: Black, smooth SBR rubber compound, resistant to inert gases. Not suitable for LPG

Reinforcement: Synthetic textile yarns

Cover: Smooth (/L), SBR/EPDM rubber compound resistant to abrasion, ageing

Temperature Range

-25 °C (-13 °F) to +80 °C (+176 °F)








- For handling inert and noble gas
- Black cover following specs indication
- Excellent flexibility
- Burst Pressure Value 3:1

Tolerances

According to EN ISO 3821

Refer to Technical Handbook on page TH34

Part Number								in Stock
	I.D. (mm)	O.D. (mm)	MPa	psi	bar			
IH30412940/40	6.3	13.3	2.0	300.0	20	0.17	40	Y
IH30413603/80	8	15	2.0	300.0	20	0.17	40	Y
IH30412941/40	10	17	2.0	300.0	20	0.20	50	Y



PROPANPRESS EN ISO 3821 N/L 20

According to EN ISO 3821

Suitable for LPG in industrial applications.

Hose Construction

- Tube:** Black, LPG resistant smooth NBR rubber compound
- Reinforcement:** Synthetic textile yarns
- Cover:** Orange, smooth PVC/NBR rubber compound resistant to ageing and weathering, pin-pricked cover to prevent blisters during use

Temperature Range






-30 °C (-22 °F) to +70 °C (+158 °F)



- Pin-pricked cover
- Low permeation
- Orange cover following specs indication
- Flexible hose for easy handling
- Burst Pressure Value 3:1

Tolerances

According to EN ISO 3821
Refer to Technical Handbook on page TH34

Part Number	 I.D. (mm)	 O.D. (mm)	 Working Pressure			 Weight kg/m	 min. Bend Radius mm	in Stock
			MPa	psi	bar			
IH30413456/100	6.3	13.3	2.0	300.0	20	0.16	50	Y
IH30413457/100	8	15	2.0	300.0	20	0.18	65	Y
IH30413459/100	8.5	16	2.0	300.0	20	0.21	70	Y
IH30413458/100	10	17	2.0	300.0	20	0.22	80	Y

RUBBER HOSE PROPANPRESS EN ISO 3821 - 2MPa (20 bar) - I.D. - MADE IN ITALY  (Year with the traceability code)



MULTIGASPRESS EN ISO 3821 NRA/L 20

According to EN ISO 3821

Suitable for all fuel gases included in the EN 559 Norm (except fluxed fuel gases) like: acetylene, LPG, MPS, natural gas, methane.

Hose Construction

Tube: Black, smooth NBR rubber compound suitable for all fuel gases included in the EN 559 Norm except fluxed fuel gases

Reinforcement: Synthetic textile yarns

Cover: Red/orange, PVC/NBR, smooth rubber compound. Resistant to ageing, weathering, pin-pricked cover to prevent blisters during use

Temperature Range

-25 °C (-13 °F) to +70 °C (+158 °F)








- Pin-pricked cover
- Low permeation
- Dual colored cover following specs indication
- Flexible hose for easy handling
- Burst Pressure Value 3:1

Tolerances

According to EN ISO 3821

Refer to Technical Handbook on page TH34

Part Number	 I.D. (mm)	 O.D. (mm)	 Working Pressure			 Weight kg/m	 min. Bend Radius mm	in Stock
			MPa	psi	bar			
IH30412960/40	6.3	13.3	2.0	300.0	20	0.17	50	N
IH30412962/40	9	16	2.0	300.0	20	0.21	70	N
IH30412964/40	12.5	22.5	2.0	300.0	20	0.41	105	N
IH30412965/40	16	26	2.0	300.0	20	0.44	150	N



CARBO G NW/L 10 – NB/R 10

According to UNI 7140

Connection of household appliances to the gas line (NW/L) or to LPG bottles (NB/R).

Hose Construction

Tube: Black, smooth NBR rubber compound, suitable for Domestic Gas

Reinforcement: Synthetic textile yarns

Cover: White (NW) or blue (NB), ageing-resistant, smooth (/L) or ribbed (/R) SBR/EPDM rubber compound

Temperature Range

-20 °C (-4 °F) to +90 °C (+194 °F)








- Quarterly tested by IMQ (Italian Institute of Quality Approval)
- Low permeability
- Superior tensile strength
- White smooth cover for indoor and blue ribbed cover for outdoor
- Burst Pressure Value 3:1

Tolerances

According to UNI 7140

Refer to Technical Handbook on page TH34


Part Number	 I.D. (mm)	 O.D. (mm)	 Working Pressure	Working Pressure			 Weight	 min. Bend Radius	in Stock
				MPa	psi	bar			
CARBO G NB/R 10									
IH30551594/100	8	13	1.0	150.0	10	0.13	33	Y	
CARBO G NW/L 10									
IH30551600/100	13	20	1.0	150.0	10	0.29	51	Y	

CARBO G UNI 7140 – I.D. – IMQ – DA SOSTITUIRE ENTRO IL ... – MADE IN ITALY



CARBO G UNI 7140 – I.D. – IMQ – DA SOSTITUIRE ENTRO IL ... – MADE IN ITALY





aerospace
climate control
electromechanical
filtration
fluid & gas handling
hydraulics
pneumatics
process control
sealing & shielding



Water



ENGINEERING YOUR SUCCESS.



E – Water

Hose	ID Range (mm)	Temp. Range (°C)	Application
FUCINO 10	25 - 100	-30 / +80	water, non aggressive liquids
FUCINO 20	50 - 120	-30 / +80	water, non aggressive liquids
PRESSCORD N/R 10	8 - 25	-30 / +80	water, non aggressive liquids
IDRO 10	25 - 110	-30 / +80	water, non aggressive liquids
BEVERA 10	19 - 203	-30 / +80	water, non aggressive liquids
IR Irrigation PU Hose	51 - 150	-40 / +80	irrigation and water transfert
APEERFLAT MB	25 - 200	-15 / +60	water, non aggressive liquids
MULTIREX	19 - 150	-10 / +60	water, non aggressive liquids



	Tube	Reinforcement	Cover	WP (bar)	Safety factor	Suction	Industry standard	Page
	SBR	textile	SBR	10	3			E4
	SBR	textile	SBR	20	3			E4
	SBR	textile	SBR/EPDM	10	3			E5
	SBR	textile	SBR	10	3			E6
	SBR	textile	SBR	10	3	yes		E7
	PU	textile	PU	20	2			E8
	PVC	textile	PVC	8	4			E9
	PVC	PVC wire	PVC	7	3	yes		E10



FUCINO 10 - 20

Suitable for a variety of industrial applications, where a flexible and lightweight discharge hose for water and non-aggressive liquids are required. Specifically designed for irrigation equipment and submersible pumps.

Hose Construction

Tube: Black, smooth SBR nitrosamine free rubber compound


Reinforcement: Synthetic textile fabrics

Cover: Black, abrasion, ageing and weather-resistant SBR nitrosamine free rubber compound

Temperature Range






-30 °C (-22 °F) to +80 °C (+176 °F)



- Can be rolled flat for easy transport and storage
- Resistant to Ozone and weathering
- Available in two different pressure rates
- Nitrosamine free 
- Burst Pressure Value 3:1

Tolerances

According to RMA steel mandrel
Refer to Technical Handbook on page TH34

Part Number								in Stock
	I.D. (mm)	O.D. (mm)	MPa	psi	bar			
FUCINO 10								
IH36203251/40	25	31	1.0	150.0	10	0.38	–	Y
IH36203253/40	32	38	1.0	150.0	10	0.47	–	N
IH36203240/40	38	45	1.0	150.0	10	0.65	–	N
IH36203255/40	40	47	1.0	150.0	10	0.68	–	Y
IH36203256/40	45	52	1.0	150.0	10	0.75	–	Y
IH36203257/40	50	57	1.0	150.0	10	0.83	–	Y
IH36203258/40	60	67	1.0	150.0	10	0.99	–	Y
IH36203263/20	100	108	1.0	150.0	10	1.78	–	Y
FUCINO 20								
IH36203276/40	50	58	2.0	300.0	20	0.94	–	Y
IH36203278/40	60	68	2.0	300.0	20	1.10	–	Y
IH36203279/20	75	86	2.0	300.0	20	1.92	–	N
IH36203280/20	80	91	2.0	300.0	20	2.05	–	Y
IH36203281/20	90	103.5	2.0	300.0	20	2.68	–	N
IH36203282/20	100	113	2.0	300.0	20	2.97	–	Y
IH36203283/20	120	133	2.0	300.0	20	3.52	–	Y



PRESCORD N/R - 10

Suitable for discharge of water and non-aggressive liquids in many industrial and agricultural applications.

Hose Construction

- Tube:** Black, smooth SBR nitrosamine free rubber compound
- Reinforcement:** Synthetic textile yarns
- Cover:** Black (N), ribbed (/R), abrasion, ageing and weather-resistant, SBR/EPDM nitrosamine free rubber compound



- Resistant to Ozone and weathering
- Nitrosamine free
- Ribbed cover for better flexibility and grip
- Burst Pressure Value 3:1



Temperature Range

-30 °C (-22 °F) to +80 °C (+176 °F)

Tolerances

According to UNI EN ISO 1307
Refer to Technical Handbook on page TH34

Part Number	I.D. (mm)	O.D. (mm)	Working Pressure			Weight kg/m	min. Bend Radius mm	in Stock
			MPa	psi	bar			
IH30116062/100	8	15	1.0	150.0	10	0.19	50	Y
IH30116063/100	10	17	1.0	150.0	10	0.22	60	Y
IH30112103/100	12	19	1.0	150.0	10	0.26	70	Y
IH30112139/100	15	21	1.0	150.0	10	0.25	90	Y
IH30112136/50	18	26	1.0	150.0	10	0.42	110	Y
IH30112138/50	20	30	1.0	150.0	10	0.59	120	Y
IH30112134/50	25	35	1.0	150.0	10	0.71	150	Y



IDRO 10

Suitable for discharge of water and non-aggressive liquids, for agricultural uses, also in industrial facilities and on building sites.

Hose Construction

Tube: Black, smooth SBR nitrosamine free rubber compound

Reinforcement: Synthetic textile fabrics

Cover: Black: abrasion, ageing and weather-resistant SBR nitrosamine free rubber compound



- Robust construction
- Resistant to twisting
- Nitrosamine free
- Burst Pressure Value 3:1








Temperature Range

-30 °C (-22 °F) to +80 °C (+176 °F)

Tolerances

According to RMA steel mandrel
Refer to Technical Handbook on page TH34

Part Number								in Stock
	I.D. (mm)	O.D. (mm)	MPa	psi	bar			
IH36203000/40	25	34	1.0	150.0	10	0.63	250	Y
IH36203002/40	30	41	1.0	150.0	10	0.92	300	Y
IH36203003/40	32	44	1.0	150.0	10	1.07	320	Y
IH36203004/40	35	48	1.0	150.0	10	1.26	350	Y
IH36203005/40	38	52	1.0	150.0	10	1.46	380	Y
IH36203006/40	40	54	1.0	150.0	10	1.52	400	Y
IH36203008/40	45	61	1.0	150.0	10	2.00	450	Y
IH36203010/40	50	68	1.0	150.0	10	2.49	500	Y
IH36203011/40	60	82	1.0	150.0	10	3.63	600	Y
IH36203103/20	75	91	1.0	150.0	10	2.95	750	Y
IH36203105/20	90	104	1.0	150.0	10	3.10	900	N
IH36203017/20	100	125	1.0	150.0	10	6.33	1000	N
IH36203107/20	110	125	1.0	150.0	10	4.01	1100	N



BEVERA 10

Suction and delivery of water and non-aggressive liquids. It is recommended for loading and discharge of storage tanks, tankers, for irrigation and for all applications where a flexible and easy to handle hose is required.

Hose Construction

- Tube:** Black, smooth SBR nitrosamine free rubber compound
- Reinforcement:** Synthetic textile fabrics and embedded steel wire helix
- Cover:** Black, abrasion, ageing and weather-resistant SBR nitrosamine free rubber compound

Temperature Range

-30 °C (-22° F) to +80 °C (+176 °F)



- Robust construction
- Resistant to twisting
- Nitrosamine free
- Vacuum 0.8 bar (600 mm Hg)
- Burst Pressure Value 3:1



Tolerances

According to RMA steel mandrel
Refer to Technical Handbook on page TH34

Part Number	I.D. (mm)	O.D. (mm)	Working Pressure			Weight kg/m	min. Bend Radius mm	in Stock
			MPa	psi	bar			
IH36214045/40	19	29	1.0	150.0	10	0.67	110	Y
IH36214050/40	25	35	1.0	150.0	10	0.83	150	Y
IH36214051/40	30	40	1.0	150.0	10	0.95	180	Y
IH36214052/40	32	42	1.0	150.0	10	1.01	190	Y
IH36214054/40	38	48	1.0	150.0	10	1.16	230	Y
IH36214055/40	40	50	1.0	150.0	10	1.21	240	Y
IH36214058/40	50	60	1.0	150.0	10	1.50	300	Y
IH36214060/40	60	71	1.0	150.0	10	1.94	360	Y
IH36214063/20	70	81.5	1.0	150.0	10	2.59	420	N
IH36214064/20	75	86.5	1.0	150.0	10	2.75	450	Y
IH36214066/20	80	92.5	1.0	150.0	10	3.02	480	Y
IH36214067/20	90	103.5	1.0	150.0	10	3.66	540	N
IH36214068/20	100	114	1.0	150.0	10	3.98	600	Y
IH36214070/20	110	124	1.0	150.0	10	4.34	660	N
IH36214071/20	120	134	1.0	150.0	10	4.73	720	N
IH36211010/20	125	140	1.0	150.0	10	5.66	750	Y
IH36211050/10	150	170	1.0	150.0	10	7.73	900	N
IH36211032/6	203	225	1.0	150.0	10	15.00	1210	N



IR IRRIGATION PU HOSE

A standard duty irrigation hose for water discharge and transfer in agricultural applications.

Hose Construction

Polyurethane extruded through one woven polyester ply of reinforcement

Temperature Range

-40 °C (-40 °F) to +80 °C (+176 °F)



- Much easier to couple, install and remove than polyethylene pipe
- High performing polymer preserve from fluid contamination
- Excellent resistance to abrasion
- Burst Pressure Value 2:1

Part Number	Nominal Diameter		Wall (mm)	Working Pressure			Weight kg/m	min. Bend Radius mm	in Stock
	(mm)	(inch)		MPa	psi	bar			
IR20X200MB	51	2	2.30	3.1	450.0	31	0.41	–	N
IR25X200MB	63.5	2 ½	2.30	3.1	450.0	31	0.58	–	N
IR30X200MB	76	3	3.30	2.4	350.0	24	0.75	–	Y
IR35X200MB	90	3 ½	3.30	1.7	250.0	17	0.97	–	Y
IR40X200MB	102	4	3.30	1.7	250.0	17	1.14	–	Y
IR45X200MB	114	4 ½	3.30	1.7	250.0	17	1.25	–	Y
IR50X200MB	127	5	3.30	1.7	250.0	17	1.42	–	Y
IR60X200MB	152	6	3.05	2.0	300.0	20	1.72	–	Y



APERFLAT MB

Medium-duty, flat wrappable hose occupying a minimum amount of space, suitable for delivery under pressure of water and non-aggressive liquids in agriculture, in the building industry, in mining and in industry in general.

Hose Construction

Tube: Black, smooth PVC
Reinforcement: Synthetic textile yarns
Cover: Blue, highly abrasion and weather-resistant smooth PVC

Temperature Range






-15 °C (+5 °F) to +60 °C (+140 °F)



- Lay flat hose
- Cheaper alternative to PU for less demanding application
- Burst Pressure Value 3:1

Tolerances

Refer to Technical Handbook on page TH34

Part Number	 I.D. (mm)	 O.D. (mm)	 Working Pressure			 Weight kg/m	 min. Bend Radius mm	in Stock
			MPa	psi	bar			
IH35653025/100	25	–	0.8	116.0	8	0.17	–	Y
IH35653032/100	32	–	0.8	116.0	8	0.21	–	Y
IH35653038/100	38	–	0.8	116.0	8	0.25	–	Y
IH35653040/100	40	–	0.8	116.0	8	0.26	–	Y
IH35653045/100	45	–	0.8	116.0	8	0.29	–	N
IH35653051/100	51	–	0.8	116.0	8	0.37	–	Y
IH35653063/100	63.5	–	0.8	116.0	8	0.46	–	Y
IH35653075/100	75	–	0.8	116.0	8	0.55	–	N
IH35653100/100	100	–	0.8	116.0	8	0.83	–	Y
IH35653150/100	150	–	0.3	43.5	3	1.25	–	Y
IH35653200/50	200	–	0.3	43.5	3	1.93	–	Y

APERFLAT MB DIAM. I.D. mm PARKER



MULTIREX

For suction and delivery of water for irrigation, liquid fertilisers and general industrial uses.

Hose Construction

Flexible hose having an off-white, rigid PVC spiral embedded in a transparent green, flexible PVC wall

Temperature Range






-10 °C (+14 °F) to +60 °C (+140 °F)



- Multipurpose hose
- Very flexible hose
- Vacuum 0.7 bar for ID up to 50 mm then 0.6 bar
- Burst Pressure Value 3:1

Tolerances

Refer to Technical Handbook on page TH34

Part Number	 I.D. (mm)	 Wall (mm)	 Working Pressure			 Weight kg/m	 min. Bend Radius mm	in Stock
			MPa	psi	bar			
IH35602019/50	19	3.0	0.7	101.5	7	0.20	60	Y
IH35600025/50	25	3.0	0.7	101.5	7	0.29	90	Y
IH35600030/50	30	3.1	0.6	87.0	6	0.35	90	Y
IH35602032/50	32	3.2	0.6	87.0	6	0.37	95	Y
IH35600035/50	35	3.5	0.6	87.0	6	0.43	105	N
IH35602038/50	38	3.6	0.6	87.0	6	0.49	115	Y
IH35600040/50	40	3.7	0.6	87.0	6	0.51	120	Y
IH35600045/50	45	4.0	0.5	72.5	5	0.57	135	Y
IH35600050/50	50	4.0	0.5	72.5	5	0.73	150	Y
IH35600060/50	60	4.2	0.5	72.5	5	0.96	180	Y
IH35600070/50	70	4.5	0.4	58.0	4	1.23	315	N
IH35602075/50	75	4.6	0.4	58.0	4	1.47	340	Y
IH35600080/50	80	4.7	0.4	58.0	4	1.57	360	Y
IH35602090/25	90	4.8	0.4	58.0	4	1.92	415	N
IH35600100/25	100	5.0	0.4	58.0	4	2.11	450	Y
IH35602110/25	110	5.4	0.4	58.0	4	2.56	500	N
IH35600120/25	120	5.8	0.4	58.0	4	2.69	540	N
IH35600150/25	150	6.5	0.3	43.5	3	3.85	675	N

MULTIREX DIAM I.D. mm PARKER



aerospace
climate control
electromechanical
filtration
fluid & gas handling
hydraulics
pneumatics
process control
sealing & shielding



Hot water & Steam



ENGINEERING YOUR SUCCESS.



F – Hot water & Steam

Hose	ID Range (mm)	Temp. Range (°C)	Application
RADIOR 3	10 - 100	-40 / +100	cooling line system
RADIOR K 1003	12 - 65	-40 / +100	cooling line system
THERMOPRESS 10	12 - 60	-40 / +100	cooling line and hot water
INGLAS 30	10 - 85	-10 / +120	foudries cooling system
VAPORE 164 EN ISO 6134 Type 1/A	10 - 51	-40 / +164	steam industrial application
VIGOR EN ISO 6134 Type 2/A	13 - 51	-40 / +210	steam industrial application
VIGOR NR EN ISO 6134 Type 2/A	13 - 51	-40 / +210	steam industrial application

WARNING!

Steam hoses gradually decrease in performance during service life. Consequently, they need to be regularly inspected by trained personnel wearing adequate protective overalls, including eye protection.

Cuts and gouges in the hose cover showing the textile reinforcement. Steam leaks. Permanent deformation of hose. Reduction of steam flow. WHEN ONE OF THESE ABNORMALITIES OCCURS, THE HOSE SHOULD BE REMOVED FROM SERVICE AND INSPECTED. If a failure occurs close to the couplings, the damaged hose can be cut, reconnected and used as before.

Use only couplings with safety clamps. Follow the coupling manufacturer's instructions for coupling procedures. Check coupling tightness each time before use. Drain after use. When not in use, store the hose on a flat surface (shelves) and never hang from a hook.



	Tube	Reinforcement	Cover	WP (bar)	Safety factor	Suction	Industry standard	Page
	EPDM	textile	EPDM	3	3			F4 - F5
	NBR	textile	CR	5	3			F6
	EPDM	textile	EPDM	10	4			F7
	EPDM	textile	EPDM	10	3			F8
	EPM	textile	EPDM	6	10		EN ISO 6134 Type 1/A	F9
	IIR	textile	IIR/EPDM	18	10		ENISO6134Type2/A	F10
	IIR	textile	IIR/EPDM	18	10		ENISO6134Type2/A	F10



RADIOR 3 (COIL)

Designed for cooling systems of automotive engines and stationary engines.

Hose Construction

Tube: Black, smooth, heat resistant EPDM nitrosamine free rubber compound

Reinforcement: Synthetic textile yarn fabric

Cover: Black, smooth, heat, ageing and weather-resistant EPDM nitrosamine free rubber compound



- Light and flexible hose
- Also suitable as cable protection
- Nitrosamine free
- Burst Pressure Value 3:1








Temperature Range

-40 °C (-40 °F) to peaks of +100 °C (+212 °F)

Tolerances

I.D. ≤ 22 mm according to UNI EN ISO 1307
I.D. > 22 mm according to RMA steel mandrel
Refer to Technical Handbook on page TH34

Part Number				Working Pressure					min. Bend Radius	in Stock
	I.D. (mm)	O.D. (mm)		MPa	psi	bar				
IH36830095/40	10	16	0.3	43.5	3	0.16	–	Y		
IH36830096/40	12	18	0.3	43.5	3	0.19	–	Y		
IH36830097/40	15	21	0.3	43.5	3	0.23	–	Y		
IH36830101/40	18	24.5	0.3	43.5	3	0.29	–	Y		
IH36830102/40	20	26.5	0.3	43.5	3	0.32	–	Y		
IH36830103/40	22	28.5	0.3	43.5	3	0.34	–	Y		
IH36830104/40	25	32	0.3	43.5	3	0.39	–	Y		
IH36830105/40	28	36	0.3	43.5	3	0.50	–	Y		
IH36830106/40	30	38	0.3	43.5	3	0.53	–	Y		
IH36830107/40	32	40	0.3	43.5	3	0.55	–	Y		
IH36830108/40	35	43	0.3	43.5	3	0.60	–	Y		
IH36830109/40	38	47	0.3	43.5	3	0.73	–	Y		
IH36830110/40	40	49	0.3	43.5	3	0.77	–	Y		
IH36830111/40	42	51	0.3	43.5	3	0.80	–	Y		
IH36830112/40	45	54	0.3	43.5	3	0.85	–	Y		
IH36831023/40	48	57	0.3	43.5	3	0.91	–	Y		
IH36830113/40	50	60	0.3	43.5	3	1.07	–	Y		
IH36830114/40	55	65	0.3	43.5	3	1.17	–	Y		
IH36830115/40	60	70	0.3	43.5	3	1.26	–	Y		
IH36830116/20	65	76	0.3	43.5	3	1.54	–	Y		
IH36830117/20	70	81	0.3	43.5	3	1.65	–	Y		
IH36831022/20	75	86	0.3	43.5	3	1.75	–	Y		
IH36830118/20	80	92	0.3	43.5	3	2.05	–	Y		
IH36830119/20	90	102	0.3	43.5	3	2.29	–	Y		
IH36830120/20	100	113	0.3	43.5	3	2.63	–	Y		

RUBBER HOSE RADIOR DIAM. I.D. mm MADE IN ITALY 



RADIOR 3 (CUT LENGTH)

Designed for cooling systems of automotive engines and stationary engines.

Hose Construction

Tube: Black, smooth, heat resistant EPDM nitrosamine free rubber compound

Reinforcement: Synthetic textile yarn fabric

Cover: Black, smooth, heat, ageing and weather-resistant EPDM nitrosamine free rubber compound



- Light and flexible hose
- In piece of 1 m length
- Straight piece without snake effect
- Nitrosamine free
- Burst Pressure Value 3:1



Temperature Range

-40 °C (-40 °F) to peaks of +100 °C (+212 °F)

Tolerances

I.D. ≤ 22 mm according to UNI EN ISO 1307

I.D. > 22 mm according to RMA steel mandrel

Refer to Technical Handbook on page TH34

Part Number	I.D. (mm)	O.D. (mm)	Working Pressure			Weight kg/m	min. Bend Radius mm	in Stock
			MPa	psi	bar			
IH36830023/1	15	21	0.3	43.5	3	0.23	–	Y
IH36830001/1	18	24.5	0.3	43.5	3	0.29	–	Y
IH36830002/1	20	26.5	0.3	43.5	3	0.32	–	Y
IH36830003/1	22	28.5	0.3	43.5	3	0.34	–	Y
IH36830004/1	25	32	0.3	43.5	3	0.39	–	Y
IH36830005/1	28	36	0.3	43.5	3	0.50	–	Y
IH36830006/1	30	38	0.3	43.5	3	0.53	–	Y
IH36830007/1	32	40	0.3	43.5	3	0.55	–	Y
IH36830008/1	35	43	0.3	43.5	3	0.60	–	Y
IH36830009/1	38	47	0.3	43.5	3	0.73	–	Y
IH36830010/1	40	49	0.3	43.5	3	0.77	–	Y
IH36830011/1	42	51	0.3	43.5	3	0.80	–	Y
IH36830012/1	45	54	0.3	43.5	3	0.85	–	Y
IH36831030/1	48	57	0.3	43.5	3	0.91	–	Y
IH36830013/1	50	60	0.3	43.5	3	1.07	–	Y
IH36830014/1	55	65	0.3	43.5	3	1.17	–	Y
IH36830015/1	60	70	0.3	43.5	3	1.26	–	Y
IH36830016/1	65	76	0.3	43.5	3	1.54	–	Y
IH36830017/1	70	81	0.3	43.5	3	1.65	–	Y
IH36831031/1	75	86	0.3	43.5	3	1.75	–	Y
IH36830018/1	80	92	0.3	43.5	3	2.05	–	Y
IH36830019/1	90	102	0.3	43.5	3	2.29	–	Y
IH36830020/1	100	113	0.3	43.5	3	2.63	–	Y



RADIOR K 1003

Designed for heating and cooling systems, resistant to ASTM I/II/III oil up to +100 °C (+212 °F) with peaks up to +120 °C (+248 °F) and diesel fuel up to +50 °C (+122 °F).

Hose Construction

Tube: Black, smooth, heat resistant NBR rubber compound
Reinforcement: Synthetic textile fabrics yarns
Cover: Black, smooth, wrapped finish, heat, ageing and weather-resistant CR rubber compound

Temperature Range






-40 °C (-40 °F) to +100 °C (+212 °F)



- Superior Chloroprene cover compound for oil and fuel resistance
- Also suitable for B100
- Light and flexible hose
- Burst Pressure Value 3:1

Tolerances

I.D. ≤ 22 mm according to UNI EN ISO 1307
 I.D. > 22 mm according to RMA steel mandrel
 Refer to Technical Handbook on page TH34

Part Number	 I.D. (mm)	 O.D. (mm)	 Working Pressure			 Weight kg/m	 min. Bend Radius mm	in Stock
			MPa	psi	bar			
IH30831300/40	12	19	0.5	72.5	5	0.24	–	Y
IH30831302/40	15	22	0.5	72.5	5	0.28	–	Y
IH30831303/40	18	25	0.5	72.5	5	0.33	–	Y
IH30831305/40	22	29	0.5	72.5	5	0.39	–	Y
IH36831300/40	25	32	0.5	72.5	5	0.41	–	Y
IH36831301/40	28	35	0.5	72.5	5	0.45	–	Y
IH36831303/40	32	39	0.5	72.5	5	0.51	–	Y
IH36831305/40	38	45	0.5	72.5	5	0.59	–	Y
IH36831308/20	45	56	0.5	72.5	5	1.11	–	N
IH36831309/20	50	61	0.5	72.5	5	1.22	–	Y
IH36831311/20	60	71	0.5	72.5	5	1.43	–	N
IH36831312/20	65	76	0.5	72.5	5	1.54	–	N



THERMOPRESS 10

Suitable for delivery of hot water, non-aggressive hot liquids and steam to a maximum temperature of +120 °C (+248 °F). To connect boilers to air conditioning units and for hot water cleaning systems.

Hose Construction

- Tube:** Black, smooth, heat resistant, EPDM nitrosamine free rubber compound
- Reinforcement:** Synthetic textile fabrics or yarns
- Cover:** Black, smooth, heat, ageing and weather-resistant EPDM nitrosamine free rubber compound

Temperature Range

-40 °C (-40 °F) to +100 °C (+212 °F), with peaks +120 °C (+248 °F)



- Robust structure
- Wide temperature range
- Nitrosamine free
- Burst Pressure Value 4:1








Tolerances

I.D. ≤ 22 mm according to UNI EN ISO 1307

I.D. > 22 mm according to RMA steel mandrel

Refer to Technical Handbook on page TH34

Part Number	 I.D. (mm)	 O.D. (mm)	 Working Pressure			 Weight kg/m	 min. Bend Radius mm	in Stock
			MPa	psi	bar			
IH36800002/100	12	22.5	1.0	150.0	10	0.38	120	Y
IH36800003/80	15	25.5	1.0	150.0	10	0.44	150	Y
IH36800004/80	18	28.5	1.0	150.0	10	0.51	180	Y
IH36800005/80	20	30.5	1.0	150.0	10	0.56	200	Y
IH36800006/40	25	35	1.0	150.0	10	0.61	250	Y
IH36800007/40	30	41	1.0	150.0	10	0.79	300	Y
IH36800009/40	40	54	1.0	150.0	10	1.34	400	Y
IH36800011/40	50	68	1.0	150.0	10	2.12	500	Y
IH36800012/40	60	82	1.0	150.0	10	3.10	600	N



INGLAS 30

Suitable for cooling water delivery in foundries, steel and glass factories. Particularly designed to withstand short contacts with molten metal and glass.

Hose Construction

Tube: Black, smooth EPDM insulating rubber compound. Resistant to hot air and hot water

Reinforcement: Synthetic textile fabrics

Cover: Black, smooth, EPDM rubber compound, heat, abrasion and weather resistant, covered by protective glass fiber

Temperature Range

-40 °C (-40 °F) - maximum of +120 °C (+248 °F)

The cover withstands peaks of +375 °C (+707 °F)








- High peaks of temperature
- Specific for foundries, furnaces and glass factories
- White cover in fiber glass
- Burst Pressure Value 3:1

Tolerances

According to RMA steel mandrel

Refer to Technical Handbook on page TH34

Part Number				Working Pressure					in Stock
	I.D. (mm)	O.D. (mm)		MPa	psi	bar			
IH42302702/40	10	20	1.0	150.0	10	0.27	80	Y	
IH42302704/40	13	23	1.0	150.0	10	0.33	105	Y	
IH42302710/40	19	31	1.0	150.0	10	0.56	155	Y	
IH42302716/40	25	39	1.0	150.0	10	0.88	200	Y	
IH42302718/40	32	48	1.0	150.0	10	1.23	255	Y	
IH42302726/40	38	58	1.0	150.0	10	1.89	300	Y	
IH42302732/40	42	60	1.0	150.0	10	1.69	340	Y	
IH42302724/40	45	62	1.0	150.0	10	1.71	360	Y	
IH42302740/40	51	69	1.0	150.0	10	2.05	400	Y	
IH42302754/40	65	87	1.0	150.0	10	3.21	520	Y	
IH42302758/40	85	116	1.0	150.0	10	5.47	680	Y	



VAPORE 164 EN ISO 6134 TYPE 1/A

According to EN ISO 6134 type 1/A

Designed for saturated steam (max 6 bar at +164 °C = 90 psi at +327 °F) in general industrial applications.

Hose Construction

- Tube:** Black, smooth, EPM nitrosamine free rubber compound, heat and saturated steam resistant
- Reinforcement:** High resistant synthetic textile fabrics
- Cover:** Black or red (NR), smooth, EPDM nitrosamine free rubber compound, heat, abrasion, ozone and weather resistant. The cover is pinpricked to prevent blistering and bubbling.








- Nitrosamine free 
- Pin-pricked cover
- Available on request with red cover
- Working pressure for hot water 20 bar with a safety factor of 3:1
- Burst Pressure Value 10:1

Tolerances

According to EN ISO 6134
Refer to Technical Handbook on page TH34

Temperature Range

-40 °C (-40 °F) to +164 °C (+327 °F)

Part Number	 I.D. (mm)	 O.D. (mm)	 Working Pressure			 Weight kg/m	 min. Bend Radius mm	in Stock
			MPa	psi	bar			
IH36800098/40	10	21	0.6	90.0	6	0.29	100	N
IH36800088/40	13	25	0.6	90.0	6	0.35	130	Y
IH36800089/40	16	30	0.6	90.0	6	0.39	150	Y
IH36800090/40	19	33	0.6	90.0	6	0.70	190	Y
IH36800091/40	25	40	0.6	90.0	6	0.92	250	Y
IH36800092/40	32	48	0.6	90.0	6	1.11	320	N
IH36800093/40	38	54	0.6	90.0	6	1.42	380	N
IH36800096/40	51	69	0.6	90.0	6	2.07	500	N

WARNING! see page G2



VIGOR EN ISO 6134 TYPE 2/A

According to EN ISO 6134 type 2/A

Designed for high pressure saturated steam (max 18 bar at +210 °C = 261 psi at +410 °F). Suitable for loading saturated and superheated steam in cleaning and sterilization applications, petrochemical industry and general steam service applications

Hose Construction

Tube: Black, smooth, extruded IIR rubber compound. Heat and saturated steam resistant

Reinforcement: High tensile steel cords

Cover: Black, smooth, extruded IIR/EPDM rubber compound. Heat, abrasion, ozone and weather resistant. The cover is pinpricked to prevent blistering and bubbling.



- Wide range temperature
- Pin-pricked cover
- Two cover color lines: black and red
- Working pressure for hot water 45 bar with a safety factor of 4:1
- Burst Pressure Value 10:1






Tolerances

According to EN ISO 6134

Refer to Technical Handbook on page TH34

Temperature Range

-40 °C (-40 °F) to +210 °C (+410 °F)
with peaks up to +235 °C (+455 °F)

Part Number	 I.D. (mm)	 O.D. (mm)	 Working Pressure			 Weight kg/m	 min. Bend Radius mm	in Stock
			MPa	psi	bar			
VIGOR black								
IH36801740/40	13	25	1.8	261.0	18	0.51	130	Y
IH36801741/40	16	30	1.8	261.0	18	0.70	160	N
IH36801742/40	19	33	1.8	261.0	18	0.77	190	Y
IH36801743/40	25	40	1.8	261.0	18	1.06	250	Y
IH36801744/40	32	48	1.8	261.0	18	1.39	320	N
IH36801745/40	38	54	1.8	261.0	18	1.60	380	N
IH36801746/40	51	69	1.8	261.0	18	2.56	500	N
VIGOR red								
IH36801770/40	13	25	1.8	261.0	18	0.51	130	N
IH36801771/40	16	30	1.8	261.0	18	0.70	160	N
IH36801772/40	19	33	1.8	261.0	18	0.79	190	N
IH36801773/40	25	40	1.8	261.0	18	1.06	250	N
IH36801774/40	32	48	1.8	261.0	18	1.41	320	N
IH36801775/40	38	54	1.8	261.0	18	1.62	380	N
IH36801776/40	51	69	1.8	261.0	18	2.59	500	N

WARNING! see page G2

RUBBER HOSE VIGOR - EN ISO 6134:2005 - 2A - steam - 18 bar - 210 °C - I.D. mm - Ø - MADE IN ITALY 

RUBBER HOSE VIGOR - EN ISO 6134:2005 - 2A - steam - 18 bar - 210 °C - I.D. mm - Ø - MADE IN ITALY 

2115 - UPE - 32 SD - P

EN 12115 EPDM 30 SD - PH 16 - 80 A2.3

aerospace
climate control
electromechanical
filtration
fluid & gas handling
hydraulics
pneumatics
process control
sealing & shielding

2115/2011 - UPE-3D - 33 - 180° - G - 17



Acid & Chemicals



ENGINEERING YOUR SUCCESS.



G – Acid & Chemicals

Hose	ID Range (mm)	Temp. Range (°C)	Application
POLIAX D EN12115 LL	13 - 25	-35 / +100	chemical resistance table
POLIAX D EN 12115	19 - 100	-35 / +100	chemical resistance table
POLIAX D SM EN 12115	19 - 100	-35 / +100	chemical resistance table
POLIAX UPE CON EN 12115	19 - 100	-20 / +100	chemical resistance table
POLIAX UPE CON SM EN 12115	19 - 100	-20 / +100	chemical resistance table
POLIAX UPE CON SM EN 12115 OND	19 - 100	-20 / +100	chemical resistance table
FRUTPRESS N/L 50	10 - 16	-20 / +80	agricultural spray
FRUTPRESS N/L 100	10 - 13	-20 / +80	agricultural spray

WARNING!

If delivering chemicals over +25 °C (+77 °F), please contact us. Many chemical products can cause severe injuries to people or damage to property, and here are risks of environmental pollution in case of leakage or hose burst. All necessary measures must be taken in order to avoid accidents both during normal service operations and during hydrostatic tests, which must be carried out by trained personnel using suitable tools.



	Tube	Reinforcement	Cover	WP (bar)	Safety factor	Suction	Industry standard	Page
	EPM	textile + copper wires	EPDM	16	4		EN 12115	G4
	EPM	textile + copper wires	EPDM	16	4		EN 12115	G5
	EPM	textile + copper wires	EPDM	16	4	yes	EN 12115	G6
	UHMWPE	textile + copper wires	EPDM	16	4		EN 12115	G7
	UHMWPE	textile + copper wires	EPDM	16	4	yes	EN 12115	G8
	UHMWPE	textile + copper wires	EPDM	16	4	yes	EN12115	G9
	NBR	textile	EPDM/NBR	50	3			G10
	NBR	textile	EPDM/NBR	100	3			G10



POLIAX D EN 12115 LL

According to EN 12115

Suitable for delivery of highly aggressive chemicals, according to EN 12115.

Hose Construction

Tube: Black, smooth antistatic ($R < 1 \text{ M } \Omega/\text{m}$), EPM nitrosamine free rubber compound

Reinforcement: Synthetic textile yarns and built-in copper wires to facilitate the electrical connection between hose and end couplings

Cover: Black, antistatic ($R < 1 \text{ M } \Omega/\text{m}$), EPDM rubber compound, heat, abrasion, ageing and weather resistant



- Available in long continuous length
- Nitrosamine free
- In-plant and storage tank transfer
- Suitable for ATEX areas
- Burst Pressure Value 4:1



Tolerances

According to EN 12115

Refer to Technical Handbook on page TH34

Temperature Range

-35 °C (-31 °F) to +100 °C (+212 °F)

For aggressive chemicals and solvents the hose is intended to be used at room temperature. The hose can be cleaned and sterilized with usual detergents or steam – a temperature of +130 °C (+266 °F) for short periods.

Part Number	I.D. (mm)	O.D. (mm)	Working Pressure			Weight kg/m	min. Bend Radius mm	in Stock
			MPa	psi	bar			
IH30810130/40	13	23	1.6	232.0	16	0.33	90	Y
IH30810132/40	19	31	1.6	232.0	16	0.55	125	Y
IH30810133/40	25	37	1.6	232.0	16	0.73	150	Y

WARNING!

If delivering chemicals over +25 °C (+77 °F), please contact us. Many chemical products can cause severe injuries to people or damage to property, and here are risks of environmental pollution in case of leakage or hose burst. All necessary measures must be taken in order to avoid accidents both during normal service operations and during hydrostatic tests, which must be carried out by trained personnel using suitable tools.



POLIAX D EN 12115

According to EN 12115

Suitable for delivery of highly aggressive chemicals, according to EN 12115,

Hose Construction

- Tube:** Black, smooth antistatic EPM nitrosamine free rubber compound
- Reinforcement:** Synthetic textile fabrics and built-in copper wires to facilitate the electrical connection between hose and end couplings
- Cover:** Black, antistatic ($R < 1 \text{ M } \Omega/\text{m}$), EPDM rubber compound, heat, abrasion, ageing and weather resistant



- In-plant and storage tank transfer
- Suitable for ATEX areas
- Meets TRbF 131 part 2 par 5.5 (flame resistance)
- Burst Pressure Value 4:1

Tolerances






According to EN 12115

Refer to Technical Handbook on page TH34

Temperature Range

-35 °C (-31 °F) to +100 °C (+212 °F)

For aggressive chemicals and solvents the hose is intended to be used at room temperature. The hose can be cleaned and sterilized with usual detergents or steam – a temperature of +130 °C (+266 °F) for short periods.

Part Number	 I.D. (mm)	 O.D. (mm)	 Working Pressure			 Weight kg/m	 min. Bend Radius mm	in Stock
			MPa	psi	bar			
IH36810130/40	19	31	1.6	232.0	16	0.56	125	Y
IH36810131/40	25	37	1.6	232.0	16	0.71	150	Y
IH36810132/40	32	44	1.6	232.0	16	0.86	175	Y
IH36810133/40	38	51	1.6	232.0	16	1.11	225	Y
IH36810134/40	50	66	1.6	232.0	16	1.72	275	Y
IH36810135/40	63.5	79	1.6	232.0	16	2.10	300	N
IH36810136/40	75	91	1.6	232.0	16	2.56	350	N
IH36810137/40	100	116	1.2	180.0	12	3.38	450	N

WARNING!

If delivering chemicals over +25 °C (+77 °F), please contact us. Many chemical products can cause severe injuries to people or damage to property, and here are risks of environmental pollution in case of leakage or hose burst. All necessary measures must be taken in order to avoid accidents both during normal service operations and during hydrostatic tests, which must be carried out by trained personnel using suitable tools.



POLIAX D SM EN 12115

According to EN 12115

Suitable for suction and delivery of highly aggressive chemicals, according to EN 12115.

Hose Construction

- Tube:** Black, smooth antistatic EPM nitrosamine free rubber compound
- Reinforcement:** Synthetic textile fabrics, embedded steel wire helix and built-in copper wires to facilitate the electrical connection between hose and end couplings
- Cover:** Black, antistatic ($R < 1M \Omega/m$), EPDM rubber compound, heat, abrasion, ageing and weather resistant



- In-plant and storage tank transfer
- Flexibility and kink resistance
- Suitable for ATEX areas
- Meets TRbF 131 part 2 par 5.5 (flame resistance)
- Vacuum 0.9 bar up to 63.5 mm then 0.8 bar
- Burst Pressure Value 4:1

Tolerances






According to EN 12115

Refer to Technical Handbook on page TH34

Temperature Range

-35 °C (-31 °F) to +100 °C (+212 °F)

For aggressive chemicals and solvents the hose is intended to be used at room temperature. The hose can be cleaned and sterilized with usual detergents or steam – a temperature of +130 °C (+266 °F) for short periods.

Part Number				Working Pressure					in Stock
	I.D. (mm)	O.D. (mm)	MPa	psi	bar	kg/m	min. Bend Radius mm		
IH36810111/40	19	31	1.6	232.0	16	0.70	125	Y	
IH36810112/40	25	37	1.6	232.0	16	0.92	150	Y	
IH36810113/40	32	44	1.6	232.0	16	1.09	175	Y	
IH36810114/40	38	51	1.6	232.0	16	1.35	225	Y	
IH36810115/40	50	66	1.6	232.0	16	1.84	275	Y	
IH36810116/40	63.5	79	1.6	232.0	16	2.54	300	Y	
IH36810117/40	75	91	1.6	232.0	16	3.12	350	Y	
IH36810118/40	100	116	1.2	180.0	12	4.41	450	N	

WARNING!

If delivering chemicals over +25 °C (+77 °F), please contact us. Many chemical products can cause severe injuries to people or damage to property, and here are risks of environmental pollution in case of leakage or hose burst. All necessary measures must be taken in order to avoid accidents both during normal service operations and during hydrostatic tests, which must be carried out by trained personnel using suitable tools.



POLIAX UPE CON EN 12115

According to EN 12115

POLIAX UPE CON EN 12115 is suitable for delivery of a wide range of highly aggressive chemicals such as most industrial acids, alkalis, oils, fuels and solvents. It can also be used as a flexible connections in paint plants.

Refer to the Chemical Resistant Chart to determine compatibility with specific chemicals. For severe or special applications – for tighter bending radius – or if in doubt, please ask our Technical Assistance.

Hose Construction

Tube: Lucent, black, smooth, conductive, ultra high molecular weight polyethylene (UHMWPE), suitable for foodstuff contact according to FDA, EEC Directive, Italian Decrees

Reinforcement: Synthetic textile fabrics with built-in copper wires to allow the electrical connection between hose and couplings

Cover: Black, corrugated, antistatic (R < 1 M Ω/m), EPDM rubber compound, heat, abrasion, ageing and weather resistant



- In-plant and storage tank transfer
- Fits also foodstuffs according to FDA
- Suitable for ATEX areas
- Meets TRbF 131 part 2 par 5.5 (flame resistance)
- Burst Pressure Value 4:1

Temperature Range






-20 °C (+5 °F) to +100 °C (+212 °F)

For aggressive chemicals and solvents the hose is intended to be used at room temperature. The hose can be cleaned and sterilized with usual detergents or steam – a temperature of +130 °C (+266 °F) for short periods.

Tolerances

According to EN 12115

Refer to Technical Handbook on page TH34

Part Number	 I.D. (mm)	 O.D. (mm)	 Working Pressure	Working Pressure			 Weight	 min. Bend Radius	in Stock
				MPa	psi	bar			
IH36811590/40	19	31	1.6	232.0	16	0.61	125	N	
IH36811591/40	25	37	1.6	232.0	16	0.73	150	N	
IH36811592/40	32	44	1.6	232.0	16	0.90	175	N	
IH36811593/40	38	51	1.6	232.0	16	1.09	225	N	
IH36811594/40	50	66	1.6	232.0	16	1.80	275	N	
IH36811595/40	63.5	79	1.6	232.0	16	1.96	300	N	
IH36811596/40	75	91	1.6	232.0	16	2.47	350	N	
IH36811597/20	100	116	1.6	232.0	16	3.20	450	N	

WARNING!

If delivering chemicals over +25 °C (+77 °F), please contact us. Many chemical products can cause severe injuries to people or damage to property, and here are risks of environmental pollution in case of leakage or hose burst. All necessary measures must be taken in order to avoid accidents both during normal service operations and during hydrostatic tests, which must be carried out by trained personnel using suitable tools.



POLIAX UPE CON SM EN 12115

According to EN 12115

POLIAX UPE CON SM EN 12115 OND is a very flexible hose suitable for suction and delivery of a wide range of highly aggressive chemicals such as most industrial acids, alkalis, oils, fuels and solvents. It can also be used as a flexible connections in paint plants.

Refer to the Chemical Resistant Chart to determine compatibility with specific chemicals. For severe or special applications – for tighter bending radius – or if in doubt, please ask our Technical Assistance.

Hose Construction

- Tube:** White, smooth NBR rubber compound, non-toxic, odorless and taste-free.
Resistant to steam and hot water
- Reinforcement:** Synthetic textile yarns
- Cover:** Black, corrugated, antistatic ($R < 1 \text{ M } \Omega/\text{m}$), EPDM rubber compound, heat, abrasion, ageing and weather resistant



- High flexibility and kink resistance
- Fits also foodstuffs according to FDA
- Suitable for ATEX areas
- Meets TRbF 131 part 2 par 5.5 (flame resistance)
- Vacuum: 0.9 bar up to dn 63.5, 0.8 bar for larger sizes
- Burst Pressure Value 4:1

Temperature Range






-20 °C (+5 °F) to +100 °C (+212 °F)

For aggressive chemicals and solvents the hose is intended to be used at room temperature. The hose can be cleaned and sterilized with usual detergents or steam – a temperature of +130 °C (+266 °F) for short periods.

Tolerances

According to EN 12115

Refer to Technical Handbook on page TH34

Part Number	 I.D. (mm)	 O.D. (mm)	 Working Pressure			 Weight kg/m	 min. Bend Radius mm	in Stock
			MPa	psi	bar			
IH36811529/40	19	31	1.6	232.0	16	0.71	190	Y
IH36811530/40	25	37	1.6	232.0	16	0.87	230	Y
IH36811531/40	32	44	1.6	232.0	16	1.07	260	Y
IH36811532/40	38	51	1.6	232.0	16	1.35	340	Y
IH36811534/40	50	66	1.6	232.0	16	2.29	410	Y
IH36811535/40	63.5	79	1.6	232.0	16	2.51	450	Y
IH36811536/40	75	91	1.6	232.0	16	3.07	530	Y
IH36811538/20	100	116	1.2	180.0	12	4.43	680	N

WARNING!

If delivering chemicals over +25 °C (+77 °F), please contact us. Many chemical products can cause severe injuries to people or damage to property, and here are risks of environmental pollution in case of leakage or hose burst. All necessary measures must be taken in order to avoid accidents both during normal service operations and during hydrostatic tests, which must be carried out by trained personnel using suitable tools.



POLIAX UPE CON SM OND EN 12115

According to EN 12115

POLIAX UPE CON SM EN 12115 OND is a very flexible hose suitable for suction and delivery of a wide range of highly aggressive chemicals such as most industrial acids, alkalis, oils, fuels and solvents. It can also be used as a flexible connections in paint plants.

Refer to the Chemical Resistant Chart to determine compatibility with specific chemicals. For severe or special applications – for tighter bending radius – or if in doubt, please ask our Technical Assistance.

Hose Construction

- Tube:** Lucent, black, smooth, conductive, ultra high molecular weight polyethylene (UHMWPE), suitable for foodstuff contact according to FDA, EEC Directive, Italian Decrees
- Reinforcement:** Synthetic textile fabrics, embedded steel wire helix and built-in copper wires to allow the electrical connection between hose and couplings
- Cover:** Black, corrugated, antistatic ($R < 1 \text{ M } \Omega/\text{m}$), EPDM rubber compound, heat, abrasion, ageing and weather resistant



- Extreme flexibility, superior kink resistance, minimal force to bend
- Fits also foodstuffs according to FDA
- Suitable for ATEX areas
- Meets TRbF 131 part 2 par 5.5 (flame resistance)
- Vacuum: 0.9 bar up to dn 63.5, for larger sizes 0.8 bar
- Burst Pressure Value 4:1

Temperature Range






-20 °C (+5 °F) to +100 °C (+212 °F)

For aggressive chemicals and solvents the hose is intended to be used at room temperature. The hose can be cleaned and sterilized with usual detergents or steam – a temperature of +130 °C (+266 °F) for short periods.

Tolerances

According to EN 12115

Refer to Technical Handbook on page TH34

Part Number	 I.D. (mm)	 O.D. (mm)	 Working Pressure	Working Pressure			 Weight	 min. Bend Radius	in Stock
				MPa	psi	bar			
IH36811570/40	19	31	1.6	232.0	16	0.71	38	Y	
IH36811571/40	25	37	1.6	232.0	16	0.87	50	Y	
IH36811572/40	32	44	1.6	232.0	16	1.07	64	Y	
IH36811573/40	38	51	1.6	232.0	16	1.35	76	Y	
IH36811574/40	50	66	1.6	232.0	16	2.29	100	Y	
IH36811575/40	63.5	79	1.6	232.0	16	2.51	127	N	
IH36811576/40	75	91	1.6	232.0	16	3.07	150	N	
IH36811577/20	100	116	1.2	180.0	12	4.43	200	N	

WARNING!

If delivering chemicals over +25 °C (+77 °F), please contact us. Many chemical products can cause severe injuries to people or damage to property, and here are risks of environmental pollution in case of leakage or hose burst. All necessary measures must be taken in order to avoid accidents both during normal service operations and during hydrostatic tests, which must be carried out by trained personnel using suitable tools.



FRUTPRESS

Suitable for insecticides and herbicide agricultural sprays.

Hose Construction

- Tube:** Black, smooth, insecticide with solvent and herbicide resistant NBR rubber compound
- Reinforcement:** Synthetic textile yarns
- Cover:** Black, smooth: heat, abrasion and weather-resistant, EPDM/NBR rubber compound








- Good flexibility
- Pesticides and fertilizer too
- Agricultural, commercial and residential sprayers
- High working pressure
- Burst Pressure Value 3:1

Temperature Range

-20 °C (-4 °F) to +80 °C (+176 °F)

Tolerances

According to UNI EN ISO 1307
Refer to Technical Handbook on page TH34

Part Number								in Stock
	I.D. (mm)	O.D. (mm)	MPa	psi	bar			
FRUTPRESS N/L 50								
IH30135002/100	10	19	5.0	725.0	50	0.28	60	Y
IH30140040/80	16	26	5.0	725.0	50	0.46	100	Y
FRUTPRESS N/L 100								
IH30136005/100	10	21	10.0	1450.0	100	0.37	60	Y
IH30136010/80	13	24	10.0	1450.0	100	0.45	80	Y



aerospace
 climate control
 electromechanical
 filtration
 fluid & gas handling
 hydraulics
 pneumatics
 process control
 sealing & shielding



Material Handling



ENGINEERING YOUR SUCCESS.



H – Material Handling

Hose	ID Range (mm)	Temp. Range (°C)	Application
LIBECCIO EN ISO 3861	19 - 100	-30 / +70	wet abd dry sand and cement
CEMENT 713 10	50 - 100	-30 / +70	wet abd dry sand and cement
CEMENT SM 10	50 - 125	-30 / +70	wet abd dry sand and cement
VIBRACORD 10	25 - 30	-20 / +80	pneumatic vibrators for concrete
INTONACATRICI 40	25 - 65	-30 / +70	wet abd dry sand and cement
BETON 80	51 - 125	-40 / +70	high pressure concrete pumping
CERGOM	25 - 200	-30 / +70	high abrasive materials



	Tube	Reinforcement	Cover	WP (bar)	Safety factor	Suction	Industry standard	Page
	BR/NR	textile	SBR/NBR	10	4		EN ISO 3861	H4
	BR/NR	textile + copper wires	SBR	10	3			H5
	BR/NR	textile	SBR	10	3	yes		H6
	SBR	textile	SBR	10	3			H7
	BR/NR	textile	SBR	40	3			H8
	NR/SBR	steel wire	NR/SBR	80	2.5			H9
	CERAMIC	textile + copper wires	SBR/NBR	6	3	yes		H10



LIBECCIO EN ISO 3861

According to EN ISO 3861

Suitable for conveying of wet and dry sand and grit blasting materials.

Hose Construction

Tube: Smooth, black, antistatic, abrasion resistant BR/NR rubber compound. Abrasion according to ISO 4649: max. 60 - 70 mm³

Reinforcement: Synthetic textile fabrics

Cover: Black, smooth, antistatic, weather and abrasion resistant SBR/NBR compound. The cover is pinpricked to prevent blistering and bubbling, max. resistance on finished hose: 2,0 MΩ/m








- Exceeds EN ISO 3861 requirements
- Robust and light version available
- Construction, general industry, shipyards
- Burst Pressure Value 4:1

Tolerances

According to RMA steel mandrel
Refer to Technical Handbook on page TH34

Temperature Range

-30 °C (-22 °F) to +70 °C (+158 °F)

Part Number				Working Pressure					in Stock
	I.D. (mm)	O.D. (mm)		MPa	psi	bar			
IH36820300/40	19	33	1.0	150.0	10	0.69	190	Y	
IH36820200/40	25	40	1.0	150.0	10	0.92	250	Y	
IH36820201/40	30	45	1.0	150.0	10	1.05	300	Y	
IH36820202/40	32	48	1.0	150.0	10	1.37	320	Y	
IH36820303/40	38	55	1.0	150.0	10	1.46	380	Y	
IH36820305/40	42	60	1.0	150.0	10	1.70	420	N	
IH36820206/40	50	72	1.0	150.0	10	2.54	500	Y	
IH36820207/40	60	82	1.0	150.0	10	2.95	600	Y	
IH36820209/20	80	105	1.0	150.0	10	4.32	800	Y	
IH36820210/20	90	115	1.0	150.0	10	4.84	900	N	
IH36820211/20	100	125	1.0	150.0	10	5.30	1000	Y	



CEMENT 713 10

Suitable for delivery of dry cement, grain, seeds and animal feed to road tankers and storage bins or silos.

Hose Construction

Tube: Smooth, black, antistatic, abrasion resistant BR/ NR rubber compound. Abrasion according to DIN 53516; ISO 4649; ASTM D 5963: max. 60 – 70 mm³

Reinforcement: Synthetic textile fabrics and built-in copper wire giving electrical continuity between both ends

Cover: Black, abrasion and weather-resistant, SBR rubber compound

Temperature Range






-30 °C (-22 °F) to +70 °C (+158 °F)



- Construction, general industry
- In-plant transfer/loading, bulk transport trucks
- Burst Pressure Value 3:1

Tolerances

According to RMA steel mandrel
Refer to Technical Handbook on page TH34

Part Number	 I.D. (mm)	 O.D. (mm)	 Working Pressure			 Weight kg/m	 min. Bend Radius mm	in Stock
			MPa	psi	bar			
IH36822223/40	50	68	1.0	145.0	10	2.04	600	N
IH36822225/40	63.5	81	1.0	145.0	10	2.49	760	N
IH36822217/40	75	93	1.0	145.0	10	2.92	900	Y
IH36822222/40	80	98	1.0	145.0	10	3.10	960	N
IH36822230/40	90	110	1.0	145.0	10	3.90	1080	N
IH36822220/40	100	120	1.0	145.0	10	4.29	1200	Y



CEMENT SM 10

Suitable for suction and delivery of dry cement to road tankers and storage bins or silos.

Hose Construction

- Tube:** Black, antistatic smooth abrasion resistant BR/NR rubber compound, abrasion max. 60 - 70 mm³
- Reinforcement:** Synthetic textile fabrics, embedded steel wire helix
- Cover:** Black, abrasion and weather-resistant, SBR rubber compound








- In-plant transfer/loading, bulk transport trucks
- Construction, general industry
- Good flexibility
- Vacuum 0.8 bar
- Burst Pressure Value 3:1

Temperature Range

-30 °C (-22 °F) to +70 °C (+158 °F)

Tolerances

According to RMA steel mandrel
Refer to *Technical Handbook* on page TH34

Part Number				Working Pressure					in Stock
	I.D. (mm)	O.D. (mm)		MPa	psi	bar			
IH36923100/40	50	64	0.1	150.0	10	1.92	300	Y	
IH36923101/40	60	74	0.1	150.0	10	2.26	360	N	
IH36923105/20	75	93	0.1	150.0	10	3.53	450	N	
IH36923102/20	100	118	0.1	150.0	10	4.80	600	Y	
IH36923109/20	120	140	0.1	150.0	10	6.54	720	N	
IH36923107/20	125	143	0.1	150.0	10	5.77	750	N	



VIBRACORD 10

Designed for electrical or pneumatic vibrators for concrete.

Hose Construction

Tube: Black, smooth, SBR rubber compound

Reinforcement: Synthetic textile fabric

Cover: Black, smooth SBR rubber compound, resistant to abrasion and weathering

Temperature Range






-20 °C (-4 °F) to +80 °C (+176 °F)



- Only air delivery
- Good resistance to abrasion and weathering
- Burst Pressure Value 3:1

Tolerances

According to RMA steel mandrel
Refer to Technical Handbook on page TH34

Part Number				Working Pressure					in Stock
	I.D. (mm)	O.D. (mm)		MPa	psi	bar			
IH36874542/40	25	40	1.0	150.0	10	1.24	250	N	
IH36874541/40	30	41	1.0	150.0	10	0.99	300	N	



INTONACATRICI 40

Designed for delivery of plaster and abrasive materials such as mortar and wet cement from plastering machines or spray nozzles.

Hose Construction

Tube: Black, abrasion resistant, antistatic smooth BR/NR rubber compound.
Abrasion max. 60 - 70 mm³

Reinforcement: Synthetic textile fabrics

Cover: Black, abrasion and weather-resistant, SBR rubber compound








- Construction, general industrial
- Cover resistant to cuts, gouges, scuffs
- High working pressure
- Burst Pressure Value 3:1

Temperature Range

-30 °C (-22 °F) to +70 °C (+158 °F)

Tolerances

According to RMA steel mandrel
Refer to *Technical Handbook* on page TH34

Part Number	 I.D. (mm)	 O.D. (mm)	 Working Pressure			 Weight kg/m	 min. Bend Radius mm	in Stock
			MPa	psi	bar			
IH36822030/40	25	38	4.0	600.0	40	0.89	300	Y
IH36822041/40	32	46	4.0	600.0	40	1.14	380	Y
IH36822031/40	50	66	4.0	600.0	40	1.95	600	N
IH36822050/20	65	85	4.0	600.0	40	3.04	780	N



BETON 80

Suitable for placement of concrete at casting locations by concrete pumps at the ends of the machine arms.

Supplied assembled with swaged on full flow hardened couplings at one end or both ends.

Hose Construction

Tube: Smooth, black NR/SBR compound resistant to the abrasive action of the concrete abrasion DIN 53516: max. $50 \pm 5 \text{ mm}^3$

Reinforcement: Steel wire cord plies

Cover: Black, smooth, weather and abrasion resistant NR/SBR rubber compound

Temperature Range

-40 °C (-40 °F) to +70 °C (+158 °F)



- Flexibility and kink resistance also for easy cleaning
- Wet abrasive materials
- High abrasion resistant tube assures longer service life
- Dedicated fitting series
- Burst Pressure Value 2.5:1

Tolerances

On outside diameter

According to RMA steel mandrel

On inside diameter

According to UNI EN ISO 1307

Refer to Technical Handbook on page TH34

Part Number	I.D. (mm)	O.D. (mm)	Working Pressure			Weight kg/m	min. Bend Radius mm	in Stock
			MPa	psi	bar			
IH36822030/40	25	38	4.0	600.0	40	0.89	300	Y
IH36822041/40	32	46	4.0	600.0	40	1.14	380	Y
IH36822031/40	50	66	4.0	600.0	40	1.95	600	N
IH36822050/20	65	85	4.0	600.0	40	3.04	780	N

Branding

On the coupling: BETON 80 bar Parker month/year



CERGOM

Parker Global Product

Suitable for pneumatic suction and delivery of dry cement, coal, CDR (fuel by-waste material), minerals, ceramic powder, glass recovery, fibreglass, and to load tankers and storage bins or silos. Applications in the industries: steelworks, cookery, thermoelectric power plant, cement works, mining industries, ceramic works, glassworks, insulating material manufactures etc. Supplied in customized lengths.

Hose Construction

- Tube:** Ceramic hexagonal plates (sinterized Alumina Oxide) processed to match black BR/NR rubber compound, highly resistant to abrasion
- Reinforcement:** Synthetic textile fabrics, embedded steel wire helix and built-in copper wires to provide electrical continuity between both ends
- Cover:** Black, antistatic ($R < 2.0 \text{ M}\Omega/\text{m}$), abrasion and weather-resistant, SBR/NBR rubber compound








- Parker International Patent PCT-EP2007-057488
- Outstanding resistance at the abrasion
- Unique construction provides service life many times longer than traditional rubber hoses
- Reduces operations, logistics and admin costs
- Customized assemblies with built-in tech
- Burst Pressure Value 3:1

Temperature Range

-30 °C (-22 °F) to +70 °C (+158 °F)

Tolerances

Length tolerance $\pm 1 \%$

Part Number				Working Pressure					in Stock
	I.D. (mm)	O.D. (mm)	MPa	psi	bar	kg/m	min. Bend Radius mm		
IH36829020/0	25	49	0.6	90.0	6	2.59	375	N	
IH36829021/0	32	56	0.6	90.0	6	3.07	480	N	
IH36829022/0	38	62	0.6	90.0	6	3.48	570	N	
IH36829023/0	42	66	0.6	90.0	6	3.75	630	N	
IH36829024/0	48	72	0.6	90.0	6	4.17	720	N	
IH36829025/0	50	74	0.6	90.0	6	4.31	750	N	
IH36829026/0	60	86	0.6	90.0	6	5.27	900	N	
IH36829027/0	63.5	90	0.6	90.0	6	5.54	953	N	
IH36829028/0	70	100	0.6	90.0	6	6.00	1050	N	
IH36829029/0	75	105	0.6	90.0	6	6.35	1125	N	
IH36829030/0	80	110	0.6	90.0	6	6.93	1200	N	
IH36829031/0	100	132	0.6	90.0	6	8.56	1500	N	
IH36829032/0	114	147	0.6	90.0	6	13.24	1710	N	
IH36829033/0	125	158	0.6	90.0	6	14.42	1875	N	
IH36829034/0	150	188	0.6	90.0	6	19.42	2250	N	
IH36829035/0	200	240	0.6	90.0	6	27.68	3045	N	

RUBBER HOSE DRINKPRESS

10 bar  Parker
FDA - 301 Free
BFR - D.M. 21/03/73

aerospace
climate control
electromechanical
filtration
fluid & gas handling
hydraulics
pneumatics
process control
sealing & shielding

10 bar  Parker
FDA - 301 Free
BFR - D.M. 21/03/73



Beverage & Food



ENGINEERING YOUR SUCCESS.



I – Beverage & Food

Hose	ID Range (mm)	Temp. Range (°C)	Application
DRINKPRESS 164	10 - 25	-20 / +164	food & beverage and steam
GAMBRINUS UPE WB SM EN12115	19 - 100	-15 / +100	food & beverage
GAMBRINUS BLUE 10	19 - 100	-40 / +80	fatty food & beverage
GAMBRINUS BLUE SM 10	19 - 100	-40 / +80	fatty food & beverage
GAMBRINUS RED 10	19 - 63.5	-40 / +120	wine and soft drinks food & beverage
GAMBRINUS RED SM 10	19 - 100	-40 / +120	wine and soft drinks food & beverage
GAMBRINUS BLACK SM 10	50 - 100	-40 / +80	abrasive food
VINITRESS	6 - 50	-20 / +60	food & beverage
APERSPIR	10 - 150	-10 / +60	food & beverage
ENOREX	25 - 150	-25 / +60	wine and soft drinks food & beverage
TE Potable Water PU Hose	32 - 150	-40 / +80	potable water transfert

Guidelines to the Use and Cleaning of Food Rubber Hose

The hoses offered in our catalogue are manufactured in accordance with the best production practices, observing the international norms and specifications regulating this sector to guarantee safety, performance, quality and hygiene.

Transport, storage, handling, usage and media may contaminate the hose and affect its performance.

Therefore Parker recommends cleaning and sanitizing the hose prior to and after each use to maintain hose efficiency and prevent harmful contamination.

However our suggestions are superseded by specific local government regulations.

Before the use of Food hose:

- Flush with drinking water at 20 °C for max 10 min
- Cleaning process with detergents/chemicals
- Rinse with drinking water at 20 °C for max 10 min
- Sterilization at 110 °C for max 30 min
- Rinse with drinking water at 20 °C for max 10 min
- Check to determine that all residuals have been eliminated

The frequency depends on the type of food and liquid conveyed and environment condition.

The frequency and time of exposure to detergents/disinfectants may compromise the service life of the hose. Thus we recommend regular inspection of the hose to evaluate its physical conditions.



	Tube	Reinforcement	Cover	WP (bar)	Safety factor	Suction	Industry standard	Page
	NBR	textile	NBR/PVC	20	3		DM 21/03/73 - FDA	I4
	UHMWPE	textile + copper wires	EPDM	16	4	yes	**EN12115-FDA-DM	I5
	NBR	textile	NBR	10	3		* BfR - DM - FDA - EC	I6
	NBR	textile	NBR	10	3	yes	* BfR - DM - FDA - EC	I7
	EPDM	textile	EPDM	10	3		* BfR - DM - FDA - EC	I8
	EPDM	textile	EPDM	10	3	yes	* BfR - DM - FDA - EC	I9
	NR/SBR	textile	NR/SBR	10	3	yes	* BfR - DM - FDA - EC	I10
	PVC	textile	PVC	20	3		EC 90/128 CLASS A-B-C	I11
	PVC	steel wire	PVC	12	3	yes	EC 90/128 CLASS A-B-C	I12
	PVC	PVC wire		10	3	yes	EC 1935:2004 CLASS A-B-C	I13
	PU	textile	PU	20	2		WRAS - DWI - NSF 61	I14

* BfR Class2 - DM 21/03/73 - FDA title21 - EC 1935/2004

** EN 12115 - FDA title21 - DM 21/03/73 - DM 220 26/04/93

Product	Compound	Concentration	Temperature
Hot Water	All	0	Up to 95 °C
Steam	All	0	Up to 110 °C
Caustic Soda	All	2 % max 5 % max	85 °C max 25 °C max
Nitric Acid	NR/SBR	0.1 % max 2 % max	85 °C max 25 °C max
Chlorine Acetic acid	NR/SBR	1 % max	25 °C max
Per acetic acid	NR/SBR	1.5 % max	25 °C max
Phosphoric acid	NR/SBR	2 % max	65 °C max



DRINKPRESS 164

Recommended for delivery of all foodstuffs containing animal or vegetable fats and oils as well as beverages and liqueurs. Ideal for cleaning dairies, slaughter houses, food processing plants with hot water and steam.

Hose Construction

- Tube:** White, smooth NBR rubber compound, non-toxic, odorless and taste-free.
Resistant to steam and hot water
- Reinforcement:** Synthetic textile yarns
- Cover:** Blue, smooth NBR/PVC rubber compound. Oils, grease, abrasion and weather-resistant. Pin-pricked cover to prevent blisters during use.



- According to FDA, DM 21/03/73
- Versatility of use for a logistic benefit
- Burst Pressure Value 3:1 for water
- Burst Pressure Value 10:1 for steam

Tolerances

According to UNI EN ISO 1307
Refer to Technical Handbook on page TH34

Temperature Range

-20 °C (+4 °F) to +95 °C (+203 °C) for foodstuffs
up to +164 °C (+327 °F) for hot water & steam only

For foodstuffs

Part Number	I.D. (mm)	O.D. (mm)	Working Pressure			Weight kg/m	min. Bend Radius mm	in Stock
			MPa	psi	bar			
IH30240051/40	10	19	2.0	300.0	20	0.31	80	N
IH30240052/40	13	23	2.0	300.0	20	0.42	105	Y
IH30240053/40	16	26	2.0	300.0	20	0.49	130	N
IH30240054/40	19	31	2.0	300.0	20	0.71	150	Y
IH30240055/40	25	39	1.0	150.0	10	1.05	200	N

For hot water & steam

Part Number	I.D. (mm)	O.D. (mm)	Working Pressure			Weight kg/m	min. Bend Radius mm	in Stock
			MPa	psi	bar			
IH30240051/40	10	19	0.6	87.0	6	0.31	80	N
IH30240052/40	13	23	0.6	87.0	6	0.42	105	Y
IH30240053/40	16	26	0.6	87.0	6	0.49	130	N
IH30240054/40	19	31	0.6	87.0	6	0.71	150	Y
IH30240055/40	25	39	0.3	44.0	3	1.05	200	N



GAMBRINUS UPE SM EN 12115

According to EN 12115

Designed to handle all beverages such milk, mineral water, fruit juices, wine, liqueurs etc..., as well as animal or vegetable fats and oils. It is also suitable for sanitary materials. UHMUPE tube does not leach into and contaminate the product conveyed. Suitable for suction and delivery.

Hose Construction

Tube: Smooth, white undercoat, ultra high molecular weight translucent polyethylene (UHMWPE), suitable for foodstuff contact

Reinforcement: Synthetic textile fabrics with embedded steel wire helix and copper wire to allow electrical connection between hose and couplings

Cover: Blue, abrasion and weather resistant EPDM rubber compound



- According to EN 12115 - FDA title 21 - DM 21/03/73 - DM 220 26/04/93
- Compatibility with all liquid foodstuffs & outstanding performance in one solution
- Burst Pressure Value 4:1
- Vacuum: 0.8 bar max

Tolerances






According to EN 12115

Refer to Technical Handbook on page TH34

Temperature Range

-20 °C (-4 °F) to +100 °C (+212 °F)

sterilization at 130 °C for short periods

Part Number	 I.D. (mm)	 O.D. (mm)	 Working Pressure			 Weight kg/m	 min. Bend Radius mm	in Stock
			MPa	psi	bar			
IH36242301/40	19	31	1.6	232.0	16	0.70	190	N
IH36242302/40	25	37	1.6	232.0	16	0.90	225	Y
IH36242303/40	32	44	1.6	232.0	16	1.20	260	Y
IH36242304/40	38	51	1.6	232.0	16	1.50	335	Y
IH36242305/40	50	66	1.6	232.0	16	2.20	410	Y
IH36242306/40	63.5	79	1.6	232.0	16	2.80	450	N
IH36242307/40	75	91	1.6	232.0	16	3.30	525	N
IH36242309/40	100	116	1.6	232.0	16	4.70	675	N



GAMBRINUS BLUE 10

Designed to handle fatty foods, milk in a variety of transfer and delivery applications, including milk collection.

Hose Construction

Tube: White, smooth NBR rubber compound, non-toxic, odorless and taste-free. Manufactured on stainless steel mandrel for the maximum cleanliness, hygienic standards and a bacteria-free surface.

Reinforcement: Synthetic textile fabrics

Cover: Blue NBR rubber compound, non-marking, abrasion and weather-resistant

Temperature Range






-40 °C (-40 °F) to +80 °C (+176 °F)
sterilization at 110 °C for max 30 min.



- According to FDA, BfR class 2, DM 21/03/73, EC 1935/2004
- Indoors and outdoors
- ADI free
- Burst Pressure Value 3:1

Tolerances

According to RMA steel mandrel
Refer to Technical Handbook on page TH34

Part Number	 I.D. (mm)	 O.D. (mm)	 Working Pressure			 Weight kg/m	 min. Bend Radius mm	in Stock
			MPa	psi	bar			
IH36242431/40	19	29	1.0	150.0	10	0.67	120	Y
IH36242432/40	25	35	1.0	150.0	10	0.80	150	Y
IH36242433/40	30	42	1.0	150.0	10	1.11	180	N
IH36242434/40	32	44	1.0	150.0	10	1.23	190	Y
IH36242435/40	38	50	1.0	150.0	10	1.38	240	Y
IH36242436/40	40	52	1.0	150.0	10	1.41	250	N
IH36242437/40	45	57	1.0	150.0	10	1.62	310	N
IH36242438/40	51	64	1.0	150.0	10	1.88	350	Y
IH36242439/40	60	73	1.0	150.0	10	2.24	410	N
IH36242440/40	63.5	77	1.0	150.0	10	2.60	450	N
IH36242441/40	70	83	1.0	150.0	10	2.86	550	N
IH36242442/40	76	89	1.0	150.0	10	3.00	600	N
IH36242443/40	80	93	1.0	150.0	10	3.17	630	N
IH36242444/40	102	116	1.0	150.0	10	4.60	750	N



GAMBRINUS BLUE 10 SM

Designed to handle fatty foods, milk in a variety of suction and delivery applications indoors and outdoors, including milk collection.

Hose Construction

Tube: White, smooth NBR rubber compound, non-toxic, odorless and taste-free.

Manufactured on stainless steel mandrel for the maximum cleanliness, hygienic standards and a bacteria-free surface

Reinforcement: Synthetic textile fabrics and embedded steel wire helix

Cover: Blue NBR rubber compound, non-marking, abrasion and weather-resistant.



- According to FDA, BfR class 2, DM 21/03/73, EC 1935/2004
- Excellent flexibility, kink resistance, easy handling
- ADI free
- Burst Pressure Value 3:1
- Vacuum: 0.9 bar

Tolerances

According to RMA steel mandrel
Refer to Technical Handbook on page TH34

Temperature Range

-40 °C (-40 °F) to +80 °C (+176 °F)

sterilization at 110 °C for max 30 min.

Part Number	I.D. (mm)	O.D. (mm)	Working Pressure			Weight kg/m	min. Bend Radius mm	in Stock
			MPa	psi	bar			
IH36242401/40	19	29	1.0	150.0	10	0.67	38	Y
IH36242402/40	25	35	1.0	150.0	10	0.80	50	Y
IH36242403/40	30	42	1.0	150.0	10	1.11	60	N
IH36242404/40	32	44	1.0	150.0	10	1.23	64	Y
IH36242405/40	38	50	1.0	150.0	10	1.38	76	Y
IH36242406/40	40	52	1.0	150.0	10	1.41	80	Y
IH36242407/40	45	57	1.0	150.0	10	1.62	90	N
IH36242408/40	51	64	1.0	150.0	10	1.88	102	Y
IH36242409/40	60	73	1.0	150.0	10	2.24	150	N
IH36242410/40	63.5	77	1.0	150.0	10	2.60	160	Y
IH36242411/40	65	79	1.0	150.0	10	2.66	170	N
IH36242412/40	70	83	1.0	150.0	10	2.86	180	N
IH36242413/40	76	89	1.0	150.0	10	3.00	190	Y
IH36242414/40	80	93	1.0	150.0	10	3.17	250	N
IH36242415/40	102	116	1.0	150.0	10	4.60	380	Y
IH30240054/40	19	31	2.0	300.0	20	0.71	150	Y
IH30240055/40	25	39	2.0	300.0	20	1.05	200	N



GAMBRINUS RED 10

Recommended for wine, beer, liqueurs, fruit juice and soft drinks in process, package and transfer phase. Ideal either fixed and mobile installation. Not suitable for fatty food.

Hose Construction

Tube: White, smooth EPDM rubber compound, non-toxic, odorless and taste-free.
Manufactured on stainless steel mandrel for the maximum cleanliness and hygienic standards

Reinforcement: Synthetic textile fabrics

Cover: Red EPDM rubber compound, non-marking, abrasion and weather-resistant







- According to FDA, BfR class 2, DM 21/03/73, EC 1935/2004
- Up to 96 % alcoholic content
- ADI free
- Crimped Stainless Steel Fittings available
- Burst Pressure Value 3:1

Tolerances

According to RMA steel mandrel
Refer to Technical Handbook on page TH34

Temperature Range

-40 °C (-40 °F) to +120 °C (+248 °F)
sterilization at 110 °C for max 30 min.

Part Number	 I.D. (mm)	 O.D. (mm)	Working Pressure			 Weight kg/m	 min. Bend Radius mm	in Stock
			MPa	psi	bar			
IH36242531/40	19	29	1.0	150.0	10	0.45	95	N
IH36242532/40	25	35	1.0	150.0	10	0.59	140	N
IH36242533/40	30	41	1.0	150.0	10	0.80	160	N
IH36242534/40	32	43	1.0	150.0	10	0.90	170	N
IH36242535/40	38	51	1.0	150.0	10	1.20	200	N
IH36242536/40	40	54	1.0	150.0	10	1.40	220	N
IH36242537/40	51	65	1.0	150.0	10	1.90	250	N
IH36242538/40	60	76	1.0	150.0	10	2.50	320	N
IH36242539/40	63.5	81	1.0	150.0	10	2.60	340	N



GAMBRINUS RED 10 SM

Recommended for wine, beer, liqueurs, fruit juice and soft drinks in process, package and transfer phase. Ideal either fixed and mobile installation. Not suitable for fatty food. Designed for suction and delivery.

Hose Construction

Tube: White, smooth EPDM rubber compound, non-toxic, odorless and taste-free.

Manufactured on stainless steel mandrel for the maximum cleanliness and hygienic standards

Reinforcement: Synthetic textile fabrics and embedded steel wire helix

Cover: Red EPDM rubber compound, non-marking, abrasion and weather-resistant.








- According to FDA, BfR class 2, DM 21/03/73, EC 1935/2004
- Up to 96 % alcoholic content
- Excellent flexibility, kink resistance, easy handling
- ADI free
- Crimped Stainless Steel Fittings available
- Burst Pressure Value 3:1
- Vacuum: 0.9 bar

Tolerances

According to RMA steel mandrel
Refer to Technical Handbook on page TH34

Temperature Range

-40 °C (-40 °F) to +120 °C (+248 °F)
sterilization at 110 °C for max 30 min.

Part Number	 I.D. (mm)	 O.D. (mm)	 Working Pressure			 Weight kg/m	 min. Bend Radius mm	in Stock
			MPa	psi	bar			
IH36242501/40	19	29	1.0	150.0	10	0.67	80	N
IH36242502/40	25	35	1.0	150.0	10	0.80	125	N
IH36242503/40	30	42	1.0	150.0	10	1.11	150	N
IH36242504/40	32	44	1.0	150.0	10	1.23	160	N
IH36242505/40	38	50	1.0	150.0	10	1.38	190	Y
IH36242506/40	40	52	1.0	150.0	10	1.41	200	N
IH36242507/40	45	57	1.0	150.0	10	1.62	225	N
IH36242508/40	51	64	1.0	150.0	10	1.88	255	Y
IH36242509/40	60	73	1.0	150.0	10	2.24	300	N
IH36242510/40	63.5	77	1.0	150.0	10	2.60	320	Y
IH36242511/40	76	89	1.0	150.0	10	3.00	390	Y
IH36242512/40	80	93	1.0	150.0	10	3.17	440	N
IH36242513/40	102	116	1.0	150.0	10	4.60	560	N



GAMBRINUS BLACK SM 10

For abrasive dry food such as flour, sugar, grains, granules, pellets and animal food. Suitable for suction and delivery.

Hose Construction

Tube: White NR/SBR, non-toxic. Manufactured on polished stainless steel mandrel for an ultra-smooth, bacteria free tube that does not impart taste or odor and it is resistant to abrasion

Reinforcement: Synthetic textile fabrics, embedded steel wire helix to provide suction capability and kink resistance

Cover: Black NR/SBR rubber compound, antistatic ($R < 106 \text{ Ohm/m}$) resistant to abrasion and weather-resistant.



- According to FDA, BfR class 2, DM 21/03/73, EC 1935/2004
- In-plant and tank transfer, delivery and transport
- Burst Pressure Value 3:1
- Vacuum: 0.9 bar






Tolerances

According to RMA steel mandrel
Refer to Technical Handbook on page TH34

Temperature Range

-40 °C to +80 °C

sterilization at 110 °C for max 30 min.

Part Number	 I.D. (mm)	 O.D. (mm)	 Working Pressure			 Weight kg/m	 min. Bend Radius mm	in Stock
			MPa	psi	bar			
IH36242203/40	51	65	1.0	150.0	10	1.92	300	Y
IH36242204/40	60	75	1.0	150.0	10	2.30	360	N
IH36242205/40	63.5	79	1.0	150.0	10	2.43	380	N
IH36242206/40	70	86	1.0	150.0	10	2.80	420	Y
IH36242207/40	76	92	1.0	150.0	10	3.25	450	N
IH36242208/40	80	96	1.0	150.0	10	3.45	480	N
IH36242209/40	102	118	1.0	150.0	10	4.80	610	N



VINITRESS

For delivery of foodstuff in general industrial purposes and for agriculture applications.

Hose Construction

Flexible, transparent PVC hose having a textile reinforcement between the walls.

Temperature Range






-20 °C (-4 °F) to +100 °C (+212 °F)
sterilization at 130 °C for short periods



- According to European Directive EC 90/128 Class A, B and C
- Low duty mission profile
- Transparent structure to visually monitor the passage of media

Tolerances

Refer to Technical Handbook on page TH34

Part Number				Working Pressure					in Stock
	I.D. (mm)	O.D. (mm)		MPa	psi	bar			
IH35033229/100	6	12	2.0	300.0	20	0.10	40	Y	
IH35033230/100	8	14	2.0	300.0	20	0.13	50	Y	
IH35033223/50	9	15	2.0	300.0	20	0.14	50	Y	
IH35033231/100	10	16	2.0	300.0	20	0.15	60	Y	
IH35033220/50	13	19	1.2	174.0	12	0.18	80	Y	
IH35033222/50	15	21	1.2	174.0	12	0.21	90	Y	
IH35033221/50	19	26	1.0	150.0	10	0.30	110	Y	
IH35033245/50	25	33	0.8	116.0	8	0.44	150	Y	
IH35033241/25	32	42	0.7	101.5	7	0.71	190	N	
IH35033246/25	38	48	0.6	87.0	6	0.82	230	N	
IH35033240/25	40	50	0.6	87.0	6	0.86	240	N	
IH35033242/25	50	64	0.5	72.5	5	1.53	300	N	

VINITRESS  FOOD QUALITY - MADE IN ITALY - PARKER



APERSPIR

Suitable for suction and delivery of foodstuff in general industrial purposes and for agriculture applications.

Hose Construction

Flexible and light hose having an harmonic steel wire helix embedded in a transparent PVC wall.

Temperature Range






-10 °C (+14 °F) to +60 °C (+140 °F)



- According to European Directive EC 90/128 Class A, B and C
- Medium and heavy duty mission profile
- Vacuum: 0.8 bar

Tolerances

Refer to Technical Handbook on page TH34

Part Number				Working Pressure					in Stock
	I.D. (mm)	Wall (mm)		MPa	psi	bar			
IH35641010/30	10	3.1	1.2	174.0	12	0.18	23	N	
IH35641012/30	12	3.1	1.5	217.5	15	0.19	20	Y	
IH35641016/50	16	3.1	1.5	217.5	15	0.26	30	Y	
IH35641019/50	19	3.5	1.2	174.0	12	0.33	40	Y	
IH35641020/50	20	3.5	1.2	174.0	12	0.34	40	Y	
IH35641025/50	25	4.2	1.1	159.5	11	0.52	50	Y	
IH35641030/50	30	4.2	1.0	150.0	10	0.63	60	Y	
IH35641032/50	32	4.5	0.95	137.75	9.5	0.66	60	Y	
IH35641038/50	38	4.5	0.8	116.0	8	0.80	80	Y	
IH35641040/50	40	5	0.8	116.0	8	0.95	80	Y	
IH35641045/50	45	5	0.75	108.75	7.5	1.15	90	Y	
IH35641050/50	50	5.4	0.7	101.5	7	1.30	100	Y	
IH35641060/50	60	6.1	0.6	87.0	6	1.75	120	Y	
IH35641075/50	75	7	0.45	65.25	4.5	2.30	150	Y	
IH35641100/30	100	8	0.3	43.5	3	3.65	200	Y	
IH35641120/30	120	8	0.2	29.0	2	4.30	240	N	
IH35641125/30	125	8.3	0.2	29.0	2	4.60	250	N	
IH35641150/20	150	9.5	0.2	29.0	2	6.50	300	N	



ENOREX

Suction and delivery of wine and liquid foodstuffs in cellars, stores and docks for loading and unloading tankers and storage tankers.

Hose Construction

Flexible and light hose having a red, rigid PVC spiral embedded in transparent PVC wall, manufactured with materials according to 2007/19/EC European Standard for foods, and 2002/95/EC European standard RoHS.

Temperature Range






-25 °C (-13 °F) to +60 °C (+140 °F)



- According to EC 1935/2004 Class A, B and C
- Heavy duty mission profile
- Vacuum: 0.9 bar
- Burst Pressure Value 3:1

Tolerances

Refer to Technical Handbook on page TH34

Part Number	 I.D. (mm)	 O.D. (mm)	 Working Pressure			 Weight kg/m	 min. Bend Radius mm	in Stock
			MPa	psi	bar			
IH35620025/50	25	34	1.0	150.0	10	0.55	125	N
IH35620030/50	30	40	1.0	150.0	10	0.65	150	N
IH35620040/50	40	50	0.9	130.5	9	0.85	200	Y
IH35620050/50	50	62	0.8	116.0	8	1.20	250	Y
IH35620060/50	60	72	0.75	108.8	7.5	1.60	360	Y
IH35620080/50	80	94	0.65	94.25	6.5	2.20	520	Y
IH35620100/25	100	116	0.5	72.5	5	3.36	650	N
IH35620120/25	120	138	0.3	43.5	3	4.20	780	N

ENOREX I.D. mm.  FOOD QUALITY - MADE IN ITALY - PARKER



TE POTABLE WATER PU HOSE

Used in mobile applications to transfer large volumes of drinking water from tank trucks to major public events or work sites, as well as emergency water supply lines to bypass water mains where service has been curtailed due to construction.

Hose Construction

Polyurethane extruded through one woven polyester ply of reinforcement.

Temperature Range

-40 °C (-40 °F) to +80 °C (+176 °F)



- Has been fully tested to prove compatibility with potable water, including taste and odour
- Much easier to couple, install and remove than polyethylene pipe
- High performing polymer preserve from fluid contamination.
- In compliance with Drinking Water Inspectorate (DWI), Polish National Institute of Public Health, Water Regulations Advisory Scheme (WRAS) and USA NSF 61
- Burst Pressure Value 2:1

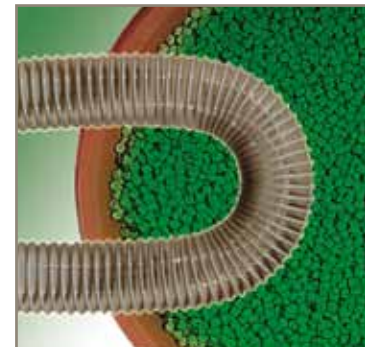
Part Number	Nominal Diameter		Wall (mm)	Working Pressure			Weight kg/m	min. Bend Radius mm	in Stock
	(mm)	(inch)		MPa	psi	bar			
TE15X200MBPW	32	1½	2.15	3.1	450.0	31	0.331	–	N
TE20X200MBPW	51	2	2.30	3.1	450.0	31	0.408	–	N
TE25X200MBPW	63.5	2½	2.30	3.1	450.0	31	0.580	–	N
TE40X200MBPW	102	4	3.30	1.8	270.0	18	1.137	–	N
TE60X200MBPW	152	6	3.05	2.0	300.0	20	1.717	–	N



aerospace
climate control
electromechanical
filtration
fluid & gas handling
hydraulics
pneumatics
process control
sealing & shielding



Ducting



ENGINEERING YOUR SUCCESS.



J – Ducting

Hose	ID Range (mm)	Temp. Range (°C)	Application
ASPIREX	20 - 250	-15 / +60	suction equipment
ASPIREX 140 °C	40 - 150	-40 / +140	suction equipment
ASPIREX PU/ANC	38 - 100	-25 / +85	suction equipment



	Tube	Reinforcement	Cover	WP (bar)	Safety factor	Suction	Industry standard	Page
	PVC	PVC wire	PVC	-	-	yes		J4
	SANTOPRENE	steel wire		-	-	yes		J5
	PU	PVC and copper wire		-	-	yes		J6



ASPIREX

Suitable for suction of air, dust, fumes, saw-dust and wood-shavings. Also suitable for centralized suction equipment in wood, textile, china and welding equipment. It is also suitable for use on agricultural machinery.

Hose Construction

Flexible hose having a grey, rigid PVC spiral embedded in a metalized grey, flexible PVC wall. Externally corrugated, smooth inner surface. Self-extinguishing according to UL 94 Class V2.

Temperature Range






-15 °C (+5 °F) to +60 °C (+140 °F)



- Self-extinguishing hose
- General purpose hose
- Not to be used under pressure
- Vacuum 0.75 bar for ID up to 50 mm then 0.40 bar

Tolerances

Refer to Technical Handbook on page TH34

Part Number								in Stock
	I.D. (mm)	Wall (mm)	MPa	psi	bar			
IH35560020/50	20	2.6	–	–	–	0.14	20	Y
IH35560025/50	25	2.9	–	–	–	0.18	25	Y
IH35562032/50	32	3.3	–	–	–	0.27	32	Y
IH35560040/50	40	3.9	–	–	–	0.36	40	Y
IH35560050/50	50	4.2	–	–	–	0.52	50	Y
IH35560060/50	60	4.4	–	–	–	0.64	60	Y
IH35560070/50	70	4.8	–	–	–	0.76	70	Y
IH35560080/50	80	5.0	–	–	–	0.97	80	Y
IH35560100/30	100	5.3	–	–	–	1.27	100	Y
IH35560120/30	120	5.6	–	–	–	1.58	120	Y
IH35560150/30	150	5.9	–	–	–	2.15	150	Y
IH35562160/30	160	6.1	–	–	–	2.28	160	N
IH35560200/15	200	7.0	–	–	–	2.95	200	Y
IH35560250/15	250	8.0	–	–	–	4.00	250	N

ASPIREX I.D. mm - SELF-EXTINGUISHING UL 94 V2 PARKER

ASPIREX 140°

Suction hose for: air, smoke, vapours, exhaust gas, dust, chips, grains, pellets.

Good resistance to acids and lyes, resistant also to polychloroprene (CR), against hydrocarbons, oils. Very good resistance also to abrasion, atmospheric and ageing conditions. Oil resistant as per ASTM D 2000. Recommendation: the hose has to be used in static conditions and not in dynamic conditions.

Hose Construction

Black hose in Santoprene with an integrated steel spiral.

Temperature Range

-40 °C (-40 °F) to +140 °C (+284 °F),
for short duration up to +150 °C (+302 °F)



- Multiple media suction hose
- Oil resistant according ASTM D 2000
- Designed for high temperature application
- Not to be used under pressure
- Vacuum 0.3 bar for ID up to 50 mm then 0.25 bar

Tolerances

Refer to Technical Handbook on page TH34

Part Number	I.D. (mm)	Wall (mm)	Working Pressure			Weight kg/m	min. Bend Radius mm	in Stock
			MPa	psi	bar			
IH35579040/30	40	46	–	–	–	0.20	46	N
IH35579050/30	50	56	–	–	–	0.28	56	N
IH35579063/30	63	69	–	–	–	0.34	69	N
IH35579080/30	80	87	–	–	–	0.48	87	N
IH35579090/30	90	97	–	–	–	0.52	97	N
IH35579100/30	100	107	–	–	–	0.66	107	N
IH35579110/30	110	117	–	–	–	0.72	117	N
IH35579125/30	125	132	–	–	–	0.80	132	N
IH35579150/30	150	157	–	–	–	1.10	157	N



ASPIREX PU/ANC

Suitable for suction of warm air, abrasion dust, warm fumes, saw-dust, wood-shavings, cement, cereal grains, sugar, and other granules.

Hose Construction

PU transparent and antistatic hose having a grey, rigid PVC spiral, resistant to crush, abrasion and ozone, with antistatic 9 wires copper cord.

Food and beverage – The polyurethane used is in conformity to:

- F.D.A. – CFR 21
parts 175, 105, 177, 1680, 177, 2600;
- CEE
82/711, 85/572, 89/109, 90/128,
92/30, 93/8, 95/3, 98/11

Temperature Range






-25 °C (-13 °F) to +85 °C (+185 °F)



- In conformity with FDA title 21 and multiple EC specs
- Strong abrasion resistance
- Not to be used under pressure
- Vacuum 0.5 bar for ID up to 32 mm then 0.40 bar

Tolerances

Refer to Technical Handbook on page TH34

Part Number	 I.D. (mm)	 Wall (mm)	 Working Pressure			 Weight kg/m	 min. Bend Radius mm	in Stock
			MPa	psi	bar			
IH35576038/20	38	44.6	–	–	–	0.23	45	N
IH35576050/20	50	57.0	–	–	–	0.31	57	Y
IH35576060/20	60	67.4	–	–	–	0.39	67	Y
IH35576080/20	80	89.0	–	–	–	0.61	89	Y
IH35576102/20	102	112.4	–	–	–	0.84	112	Y



aerospace
climate control
electromechanical
filtration
fluid & gas handling
hydraulics
pneumatics
process control
sealing & shielding



Multipurpose



ENGINEERING YOUR SUCCESS.



K – Multipurpose

Hose	ID Range (mm)	Temp. Range (°C)	Application
GST II 15 BAR N/L	5 - 38	-40 / +100	compressed air, non aggressive liquids
GST II 15 BAR NR/L	6.5 - 38	-40 / +100	compressed air, non aggressive liquids
GST II 20 BAR N/L	6.5 - 25	-40 / +100	compressed air, non aggressive liquids
PYTHON N/L 20	10 - 50	-40 / +120	multipurpose
PYTHON NV/L 20	10 - 50	-40 / +120	multipurpose
PYTHON NY/L 30	6 - 100	-40 / +120	multipurpose
JUMBO N/L	13 - 25	-40 / +120	multipurpose
E-Z FROM MP	13 - 75	-34 / +120	high flexible hose for multipurpose
OILPRESS N/L 20	6 - 25	-30 / +100	multipurpose
OILPRESS N/L 30	6 - 25	-30 / +100	multipurpose
ARCTIC EDGE	9.5 - 38	-57 / +100	low temperature multipurpose
JIFFY	6.5 - 19	-40 / +100	multipurpose
APERFRUT 20	8 - 19	-15 / +60	agricultural spray
APERFRUT 40	8 - 13	-15 / +60	agricultural spray
APERFRUT 80	8 - 13	-15 / +60	agricultural spray
TE AS Antistatic PU Hose	32 - 51	-40 / +80	multipurpose
TS Slurry PU Hose	90 - 125	-40 / +80	slurry transfert



	Tube	Reinforcement	Cover	WP (bar)	Safety factor	Suction	Industry standard	Page
	EPDM	textile	EPDM	15	4			K4
	EPDM	textile	EPDM	15	4			K5
	EPDM	textile	EPDM	20	4			K6
	EPDM	textile	EPDM	20	3			K7
	EPDM	textile	EPDM	20	3			K8
	EPDM	textile	EPDM	30	3			K9
	EPDM	textile	EPDM	20	3			K10
	CR	textile	CR	5	4	yes		K11
	NBR	textile	CR	20	3			K12
	NBR	textile	CR	30	3			K12
	NBR	textile + copper wires	CR	20	4			K13
	NBR	textile	CR	20	4		MSHA approved	K14
	PVC	textile	PVC	20	4			K15
	PVC	textile	PVC	40	3			K15
	PVC	textile	PVC	80	2.5			K15
	PU	textile + copper wires	PU	20	2			K16
	PU	textile	PU	10	3			K17



GST II BLACK 15

Parker Global Product

In agriculture, construction, air tool lubricant systems and general industrial for air (including oil mist), mild chemicals and water. Suitable for MRO and OEM channel. Not to be used with oil or refined fuel.

Hose Construction

- Tube:** Black EPDM, antistatic rubber compound
- Reinforcement:** Synthetic textile yarns.
- Cover:** Black, smooth EPDM rubber compound resistant to abrasion, heat and ozone

Temperature Range

-40 °C (-40 °F) to +100 °C (+212 °F)








- Nitrosamine free
- Permanent fittings capability
- EPDM compound suitable also for oil mist
- Burst Pressure Value 4:1



Tolerances

According to UNI EN ISO 1307
Refer to Technical Handbook on page TH34

Part Number				Working Pressure					in Stock
	I.D. (mm)	O.D. (mm)		MPa	psi	bar			
IH709319200/40	5	11	1.5	200.0	15	0.10	40	N	
IH709325200/100	6.5	13	1.5	200.0	15	0.13	50	Y	
IH709325200/40	6.5	13	1.5	200.0	15	0.13	50	Y	
IH709331200/100	8	15	1.5	200.0	15	0.16	65	Y	
IH709331200/40	8	15	1.5	200.0	15	0.16	65	Y	
IH709338200/100	9.5	17	1.5	200.0	15	0.20	75	Y	
IH709338200/40	9.5	17	1.5	200.0	15	0.20	75	Y	
IH709350200/100	13	21	1.5	200.0	15	0.29	105	Y	
IH709350200/40	13	21	1.5	200.0	15	0.29	105	Y	
IH709363200/100	16	25	1.5	200.0	15	0.36	130	Y	
IH709363200/40	16	25	1.5	200.0	15	0.36	130	Y	
IH709375200/40	19	28	1.5	200.0	15	0.49	150	Y	
IH7093100200/40	25	36	1.5	200.0	15	0.69	200	Y	
IH7093125204/40	32	45	1.5	200.0	15	1.15	230	Y	
IH7093150204/40	38	52	1.5	200.0	15	2.76	250	Y	



GST II RED 15

Parker Global Product

In agriculture, construction, air tool lubricant systems and general industrial for air (including oil mist), mild chemicals and water. Suitable for MRO and OEM channel. Not to be used with oil or refined fuel..

Hose Construction

Tube: Black EPDM, antistatic rubber compound.

Reinforcement: Synthetic textile yarns

Cover: Red, smooth EPDM insulating rubber compound resistant to abrasion, heat and ozone

Temperature Range

-40 °C (-40 °F) to +100 °C (+212 °F)








- Nitrosamine free
- Permanent fittings capability
- EPDM compound suitable also for oil mist
- Burst Pressure Value 4:1



Tolerances

According to UNI EN ISO 1307
Refer to Technical Handbook on page TH34

Part Number	 I.D. (mm)	 O.D. (mm)	 Working Pressure			 Weight kg/m	 min. Bend Radius mm	in Stock
			MPa	psi	bar			
IH709225200/40	6.5	13	1.5	200.0	15	0.13	50	N
IH709231200/40	8	15	1.5	200.0	15	0.16	65	N
IH709238200/40	9.5	17	1.5	200.0	15	0.20	75	N
IH709250200/40	13	21	1.5	200.0	15	0.29	105	Y
IH709263200/40	16	25	1.5	200.0	15	0.36	130	Y
IH709275200/40	19	28	1.5	200.0	15	0.49	150	Y
IH7092100200/40	25	36	1.5	200.0	15	0.69	200	Y
IH7092125204/40	32	45	1.5	200.0	15	1.15	230	Y
IH7092150204/40	38	52	1.5	200.0	15	2.76	250	Y



SERIES 7092 GST® II ... ID (...mm) 200 PSI (15 bar) MAX WP





GST II BLACK 20

Parker Global Product

Designed for compressed air with traces of oil in industrial application. Also suitable in agriculture, construction, and general industry for water, mild chemicals and non aggressive fluids. Not to be used with oil or refined fuel.

Hose Construction

- Tube:** Black EPDM, antistatic rubber compound.
- Reinforcement:** Synthetic textile yarns.
- Cover:** Black, smooth EPDM rubber compound resistant to abrasion, heat and ozone

Temperature Range

-40 °C (-40 °F) to +100 °C (+212 °F)








- Nitrosamine free
- Permanent fittings capability
- EPDM compound suitable also for oil mist
- All sizes on stock
- Burst Pressure Value 4:1



Tolerances

According to UNI EN ISO 1307
Refer to Technical Handbook on page TH34

Part Number	 I.D. (mm)	 O.D. (mm)	 Working Pressure			 Weight kg/m	 min. Bend Radius mm	in Stock
			MPa	psi	bar			
IH709325300/100	6.5	14	2.0	300.0	20	0.16	50	Y
IH709331300/100	8	16	2.0	300.0	20	0.20	65	Y
IH709338300/100	9.5	17.5	2.0	300.0	20	0.23	75	Y
IH709350304/100	13	22	2.0	300.0	20	0.36	105	Y
IH709363304/100	16	27	2.0	300.0	20	0.52	130	Y
IH709375304/40	19	29.5	2.0	300.0	20	0.56	150	Y
IH7093100304/40	25	36.5	2.0	300.0	20	0.75	200	Y



PYTHON N/L 20

Designed for air, cold and hot water and light-chemical media. Major properties of PYTHON hoses are:

- high ozone resistance
- antistatic resistance
- high temperature resistance
- low temperature resistance
- non-staining cover
- high flexibility

Hose Construction

Tube: Black, antistatic ($R < 10^6 \Omega/m$), smooth EPDM nitrosamine free rubber compound, resistant to light-chemical media

Reinforcement: Synthetic textile yarns

Cover: Black, antistatic ($R < 10^6 \Omega/m$), smooth EPDM nitrosamine free rubber compound



- Antistatic tube and cover suitable for Atex applications
- Unmatchable handiness
- Wide range temperature
- Its versatility of use helps to keep a controlled stock
- Nitrosamine free
- Burst Pressure Value 3:1








Temperature Range

-40 °C (-40 °F) to +120 °C (+248 °F)
with peaks to +140 °C (+284 °F)

Tolerances

I.D. \leq 25 mm according to UNI EN ISO 1307
I.D. $>$ 25 mm according to RMA steel mandrel
Refer to Technical Handbook on page TH34

Part Number	 I.D. (mm)	 O.D. (mm)	 Working Pressure			 Weight kg/m	 min. Bend Radius mm	in Stock
			MPa	psi	bar			
IH30351270/40	10	17	2.0	300.0	20	0.22	60	Y
IH30351271/40	13	20	2.0	300.0	20	0.26	80	Y
IH30351272/40	15	22	2.0	300.0	20	0.29	90	Y
IH30351273/40	19	27	2.0	300.0	20	0.41	110	Y
IH30351274/40	25	34	2.0	300.0	20	0.60	150	Y
IH36351270/40	32	44	2.0	300.0	20	0.98	320	Y
IH36351271/40	38	51	2.0	300.0	20	1.20	380	Y
IH36351272/40	50	66	2.0	300.0	20	1.76	500	Y



PYTHON NV/L 20

Designed for air, cold and hot water and light-chemical media. Major properties of PYTHON hoses are:

- high ozone resistance
- antistatic resistance
- high temperature resistance
- low temperature resistance
- non-staining cover
- high flexibility

Hose Construction

Tube: Black, antistatic, smooth EPDM nitrosamine free rubber compound, resistant to light-chemical media

Reinforcement: Synthetic textile yarns

Cover: Green, smooth EPDM nitrosamine free rubber compound



- Unmatchable handiness
- Its versatility of use helps to keep a controlled stock
- Wide range temperature
- Nitrosamine free
- Burst Pressure Value 3:1



Tolerances

I.D. ≤ 25 mm according to UNI EN ISO 1307






I.D. > 25 mm according to RMA steel mandrel

Refer to Technical Handbook on page TH34

Temperature Range

-40 °C (-40 °F) to +120 °C (+248 °F)

with peaks to +140 °C (+284 °F)

Part Number	 I.D. (mm)	 O.D. (mm)	 Working Pressure			 Weight	 min. Bend Radius	in Stock
			MPa	psi	bar			
IH30351200/40	10	17	2.0	300.0	20	0.22	60	Y
IH30351201/40	13	20	2.0	300.0	20	0.26	80	Y
IH30351202/40	15	22	2.0	300.0	20	0.29	90	Y
IH30351203/40	19	27	2.0	300.0	20	0.41	110	Y
IH30351204/40	25	34	2.0	300.0	20	0.60	150	Y
IH36351201/40	32	44	2.0	300.0	20	0.98	320	Y
IH36351202/40	38	51	2.0	300.0	20	1.20	380	Y
IH36351203/40	42	56	2.0	300.0	20	1.42	420	Y
IH36351204/40	50	66	2.0	300.0	20	1.76	500	Y



PYTHON NY/L 30

Designed for air, cold and hot water and light-chemical media. Major properties of PYTHON hoses are:

- high ozone resistance
- antistatic resistance
- high temperature resistance
- low temperature resistance
- non-staining cover
- high flexibility

Hose Construction

- Tube:** Black, antistatic, smooth EPDM nitrosamine free rubber compound, resistant to light-chemical media
- Reinforcement:** Synthetic textile yarns
- Cover:** Yellow, smooth EPDM nitrosamine free rubber compound



- Unmatchable handiness
- Its versatility of use helps to keep a controlled stock
- Wide range temperature
- Nitrosamine free
- Burst Pressure Value 3:1








Tolerances

I.D. ≤ 25 mm according to UNI EN ISO 1307
I.D. > 25 mm according to RMA steel mandrel
Refer to Technical Handbook on page TH34

Temperature Range

-40 °C (-40 °F) to +120 °C (+248 °F)
with peaks to +140 °C (+284 °F)

Part Number	 I.D. (mm)	 O.D. (mm)	 Working Pressure			 Weight kg/m	 min. Bend Radius mm	in Stock
			MPa	psi	bar			
IH30351250/40	6	14	3.0	450.0	30	0.18	40	Y
IH30351251/40	8	17	3.0	450.0	30	0.25	50	Y
IH30351252/40	10	20	3.0	450.0	30	0.34	60	Y
IH30351253/40	13	23	3.0	450.0	30	0.40	80	Y
IH30351254/40	16	27	3.0	450.0	30	0.52	100	Y
IH30351255/40	19	30	3.0	450.0	30	0.60	110	Y
IH30351256/40	25	37	3.0	450.0	30	0.88	150	Y
IH36351250/40	32	44	3.0	450.0	30	0.95	320	Y
IH36351251/40	38	51	3.0	450.0	30	1.20	380	Y
IH36351252/40	42	56	3.0	450.0	30	1.45	420	N
IH36351253/40	50	66	3.0	450.0	30	1.93	500	Y
IH36351254/20	65	82	3.0	450.0	30	2.50	650	N
IH36351255/20	75	91	3.0	450.0	30	3.08	750	Y
IH36351256/20	100	122	3.0	450.0	30	5.05	1000	N



JUMBO

Suitable for the discharge of hot and cold water, air and light-chemical media in many industrial and agricultural applications.

Hose Construction

- Tube:** Black, smooth EPDM nitrosamine free rubber compound
- Reinforcement:** Synthetic textile yarns
- Cover:** Black, smooth EPDM nitrosamine free rubber compound with three red, longitudinal and different stripes, resistant to abrasion, heat and weathering

Temperature Range

-40 °C (-40 °F) to +120 °C (+248 °F)








- Agriculture, construction and general industrial
- Long lasting embossed type branding
- Three red stripes for easy hose identification
- Nitrosamine free
- Burst Pressure Value 3:1



Tolerances

According to UNI EN ISO 1307
Refer to Technical Handbook on page TH34

Part Number	 I.D. (mm)	 O.D. (mm)	 Working Pressure			 Weight kg/m	 min. Bend Radius mm	in Stock
			MPa	psi	bar			
IH30116500/40	13	19	2.0	300.0	20	0.21	75	Y
IH30116501/40	15	22	2.0	300.0	20	0.28	90	Y
IH30116502/40	19	27	2.0	300.0	20	0.40	110	Y
IH30116504/40	25	34	2.0	300.0	20	0.57	150	Y



E-Z FORM MP

Parker Global Product

Suitable for biodiesel, diesel, ethanol and gasoline in oil suction/return lines, vehicle fuel fill connector lines, drain lines on buses, cranes, mobile off-road equipment. Extremely flexible and lightweight it reduces installation times, eliminates special design, tooling and fabrication cost. Capable of being routed through confined spaces where pre-shaped and formed hose are normally required. Do not use for fuel dispensing or drag across sharp edges or very abrasive surfaces.



- Saves time and costs thanks to easy and quick assembly
- Superior kink resistance, minimal force to bend, outstanding flexibility
- Permanent fittings capability
- Burst Pressure Value 4:1
- Vacuum: 0.9 bar

Hose Construction

Tube:	Black CR, antistatic rubber compound
Reinforcement:	Multiple textile plies with wire helix
Cover:	Black, Greek corrugated CR rubber compound resistant to oil and weathering

Tolerances

According to UNI EN ISO 1307
Refer to Technical Handbook on page TH34

Temperature Range

ID up to 25 mm: -34 °C (-30 °F) to +121 °C (+250 °F)
all other sizes: -29 °C (-20 °F) to +93 °C (+200 °F)

Part Number	I.D. (mm)	O.D. (mm)	Working Pressure			Weight kg/m	min. Bend Radius mm	in Stock
			MPa	psi	bar			
IH72190500/10	13	23	0.5	75.0	5	0.33	37	Y
IH72190625/10	16	26	0.5	75.0	5	0.39	46	Y
IH72190750/10	19	29	0.5	75.0	5	0.46	51	Y
IH72191000/10	25	35	0.5	75.0	5	0.56	51	Y
IH72191250/10	32	43	0.5	75.0	5	0.75	79	Y
IH72191500/10	38	49	0.5	75.0	5	0.85	99	Y
IH72192000/10	51	63	0.5	75.0	5	1.44	150	Y
IH72192500/10	63.5	76.5	0.5	75.0	5	1.74	221	Y
IH72193000/10	76	90	0.5	75.0	5	2.23	270	Y



OILPRESS N/L 20 - 30

Suitable for multi-purpose applications requiring transfer of many types of fluids and for petroleum products with aromatic content not exceeding 50 %.

Hose Construction

Tube: Smooth, black, oil and fuel resistant NBR rubber compound, suitable for petroleum products with aromatic content not exceeding 50 %

Reinforcement: Synthetic textile yarns

Cover: Smooth, black, self-extinguishing, antistatic ($R < 1 \text{ M}\Omega/\text{m}$) heat, oil, abrasion and weather resistant CR rubber compound








- Agriculture, construction and general industrial
- Suitable for many different fuels included Biodiesel B100
- Two different Working Pressure lines
- Wide range temperature
- Burst Pressure Value 3:1

Tolerances

According to UNI EN ISO 1307
Refer to Technical Handbook on page TH34

Temperature Range

-30 °C (-22 °F) to +100 °C (+212 °F),
with peaks up to +120 °C (+248 °F) for oil

Part Number				Working Pressure					in Stock
	I.D. (mm)	O.D. (mm)		MPa	psi	bar			
OILPRESS N/L 20									
IH30832000/40	6	12	2.0	300.0	20	0.12	25	Y	
IH30832001/40	8	14	2.0	300.0	20	0.15	35	Y	
IH30832002/40	10	17	2.0	300.0	20	0.21	40	Y	
IH30832003/40	13	20	2.0	300.0	20	0.26	55	Y	
IH30832004/40	16	23	2.0	300.0	20	0.31	65	Y	
IH30832005/40	19	28	2.0	300.0	20	0.47	80	Y	
IH30832006/40	25	36	2.0	300.0	20	0.74	100	Y	
OILPRESS N/L 30									
IH30832031/40	6	14	3.0	450.0	30	0.18	25	N	
IH30832032/40	8	16	3.0	450.0	30	0.21	30	Y	
IH30832038/40	9	17	3.0	450.0	30	0.24	35	N	
IH30832033/40	10	18	3.0	450.0	30	0.25	40	Y	
IH30832034/40	13	23	3.0	450.0	30	0.40	55	Y	
IH30832035/40	16	27	3.0	450.0	30	0.47	65	N	
IH30832036/40	19	30	3.0	450.0	30	0.60	80	N	
IH30832037/40	25	37	3.0	450.0	30	0.83	100	N	



ARCTIC-EDGE

Parker Global Product

Recommended suitable for air, mild chemicals, water, oil, biodiesel, diesel, ethanol and gasoline to be used in refrigerated applications and cold weather conditions. For agriculture, construction and general industrial. Do not use for fuel dispensing.

Hose Construction

Tube: Black NBR rubber compound.
Reinforcement: Multiple textile plies with static wire
Cover: Black, smooth CR rubber compound resistant to oil and weathering

Temperature Range

-57 °C (-70 °F) to +100 °C (+212 °F)



- High flexibility and kink resistance at extreme low temperatures
- Conductive hose with copper wire
- Cover incorporates a longitudinal blue stripe for easy identification
- Burst Pressure Value 4:1

Tolerances

According to UNI EN ISO 1307
 Refer to Technical Handbook on page TH34

Part Number	I.D. (mm)	O.D. (mm)	Working Pressure			Weight kg/m	min. Bend Radius mm	in Stock
			MPa	psi	bar			
IH710238304/40	9.5	19	2.0	300.0	20	0.10	96	N
IH710250304/40	13	23	2.0	300.0	20	0.13	127	N
IH710275304/40	19	29.5	2.0	300.0	20	0.17	152	Y
IH7102100304/40	25	37	2.0	300.0	20	0.24	203	Y
IH7102125304/40	32	46	2.0	300.0	20	0.38	228	Y
IH7102138304/40	35	49	2.0	300.0	20	0.40	241	N
IH7102150304/40	38	51.5	2.0	300.0	20	0.42	254	Y



JIFFY

Parker Global Product

Suitable for air, mild chemicals, oil, water, biodiesel, diesel, ethanol and gasoline to be used in air operated paint systems, air tools, transfer lines, vacuum lines. For agriculture, construction and general industrial. Do not use in pulsing applications, airbrake systems or vehicle fuel systems. Push-on couplings do not require bands, clamps or special tools for installation.

Hose Construction

Tube: Black NBR rubber compound, silicone free

Reinforcement: One textile braid

Cover: Black, smooth CR rubber compound MSHA

Temperature Range






-40 °C (-40 °F) to +100 °C (+212 °F)



- Reattachable coupling Parker Series 82 Push-Lok®
- Kink resistant and superior coupling retention
- Flame resistant cover meets MSHA requirements
- Burst Pressure Value 4:1

Tolerances

According to UNI EN ISO 1307
Refer to Technical Handbook on page TH34

Part Number	 I.D. (mm)	 O.D. (mm)	 Working Pressure			 Weight	 min. Bend Radius	in Stock
			MPa	psi	bar			
IH7212251BK/40	6.5	12.5	2.0	300.0	20	0.13	76	Y
IH7212381BK/40	9.5	16	2.0	300.0	20	0.16	76	Y
IH7212501BK/40	13	19	2.0	300.0	20	0.23	127	Y
IH7212631BK/40	16	23	2.0	300.0	20	0.33	152	Y
IH7212751BK/40	19	28	2.0	300.0	20	0.46	178	Y



APERFRUT 20 - 40 - 80

For delivery of air, water and all fungicide products. Particularly suitable for spraying in agriculture. Resistant to compressor oil-mist.

Hose Construction

- Tube:** Black, smooth, PVC compound
Reinforcement: Synthetic textile yarns
Cover: Orange (20), red (40) and blue (80), smooth, abrasion, and weather-resistant PVC compound

Temperature Range

-15 °C (+5 °F) to +60 °C (+140 °F)








- Colored cover to distinguish WP level
- Multiple fluids for various industrial applications
- Burst Pressure Value 3:1 for 20 and 40 bar
- Burst Pressure Value 2.5:1 for 80 bar

Tolerances

Refer to Technical Handbook on page TH34

K - Multipurpose

Part Number	 I.D. (mm)	 O.D. (mm)	 Working Pressure	Working Pressure			 Weight	 min. Bend Radius	in Stock
				MPa	psi	bar			
APERFRUT 20									
IH35040010/100	8	13	2.0	300.0	20	0.11	30	Y	
IH35040012/100	10	15	2.0	300.0	20	0.14	55	Y	
IH35040014/100	13	19	2.0	300.0	20	0.20	85	Y	
IH35040015/100	16	23	2.0	300.0	20	0.29	90	N	
IH35040016/100	19	26.5	2.0	300.0	20	0.33	100	Y	
APERFRUT 40									
IH35040260/100	8	14	4.0	600.0	40	0.14	30	Y	
IH35040261/100	10	16	4.0	600.0	40	0.17	50	Y	
IH35040114/100	13	21	4.0	600.0	40	0.29	80	Y	
APERFRUT 80									
IH35040268/100	8	15	8.0	1200.0	80	0.17	25	Y	
IH35040270/100	10	18	8.0	1200.0	80	0.23	45	Y	
IH35040214/100	13	23	7.0	1015.0	70	0.38	60	Y	

APERFRUT 20 bar PARKER

APERFRUT 40 bar PARKER

APERFRUT 80 bar PARKER





TE AS ANTISTATIC PU HOSE

Discharge and transfer hose for fluids that develop electrical charges when flowing through the hose. Also suitable for petrol, gasoline and fuels with an aromatic content not exceeding 30 % (at room temperature).

Hose Construction

Polyurethane extruded through one woven polyester ply of reinforcement and dual antistatic wires

Temperature Range

-40 °C (-40 °F) to +80 °C (+176 °F)



- The bright yellow cover provides immediate identification
- Much easier to couple, install and remove than polyethylene pipe
- High performing polymer preserve from fluid contamination
- Burst Pressure Value 2:1

Part Number	Nominal Diameter		Wall (mm)	Working Pressure			Weight kg/m	min. Bend Radius mm	in Stock
	(mm)	(inch)		MPa	psi	bar			
TE15X250MYAS	32	1 ½	2.15	2.7	400.0	27	0.33	–	N
TE20X250MYAS	51	2	2.30	3.1	450.0	31	0.41	–	N

Parker Parker - SNAP-TITE (PART NUMBER) (DATE CODE) MADE IN IRELAND MAXIMUM WORKING PRESSURE (XXX) PSI



TS SLURRY PU HOSE

TS is a heavy duty slurry discharge and transfer hose. The hose construction features a thick wall for additional abrasion resistance and durability in rugged slurry transfer applications.

Hose Construction

Polyurethane extruded through one woven polyester ply of reinforcement

Temperature Range

-40 °C (-40 °F) to +80 °C (+176 °F)



- Higher wall thickness to achieve longer rubbing resistance
- Much easier to couple, install and remove than polyethylene pipe
- Excellent resistance to internal and external abrasion
- Burst Pressure Value 3:1

K – Multipurpose

Part Number	Nominal Diameter		Wall (mm)	Working Pressure			Weight kg/m	min. Bend Radius mm	in Stock
	(mm)	(inch)		MPa	psi	bar			
TS35X300MN	90	3 ½	3.80	1.7	250.0	17	1.19	–	N
TS40X300MN	102	4	3.80	1.7	250.0	17	1.33	–	N
TS50X300MN	127	5	3.80	1.7	250.0	17	1.59	–	N

Parker's Motion & Control Technologies

At Parker, we're guided by a relentless drive to help our customers become more productive and achieve higher levels of profitability by engineering the best systems for their requirements. It means looking at customer applications from many angles to find new ways to create value. Whatever the motion and control technology need, Parker has the experience, breadth of product and global reach to consistently deliver. No company knows more about motion and control technology than Parker. For further information call free on 00800 27 27 5374.



AEROSPACE

Key Markets

- Aircraft engines
- Business & general aviation
- Commercial transports
- Land-based weapons systems
- Military aircraft
- Missiles & launch vehicles
- Regional transports
- Unmanned aerial vehicles

Key Products

- Flight control systems & components
- Fluid conveyance systems
- Fluid metering delivery & atomization devices
- Fuel systems & components
- Hydraulic systems & components
- Inert nitrogen generating systems
- Pneumatic systems & components
- Wheels & brakes



HYDRAULICS

Key Markets

- Aerospace
- Aerial lift
- Agriculture
- Construction machinery
- Forestry
- Industrial machinery
- Mining
- Oil & gas
- Power generation & energy
- Truck hydraulics

Key Products

- Diagnostic equipment
- Hydraulic cylinders & accumulators
- Hydraulic motors & pumps
- Hydraulic systems
- Hydraulic valves & controls
- Power take-offs
- Rubber & thermoplastic hose & couplings
- Tube fittings & adapters
- Quick disconnects



CLIMATE CONTROL

Key Markets

- Agriculture
- Air conditioning
- Food, beverage & dairy
- Life sciences & medical
- Precision cooling
- Processing
- Transportation

Key Products

- CO² controls
- Electronic controllers
- Filter driers
- Hand shut-off valves
- Hose & fittings
- Pressure regulating valves
- Refrigerant distributors
- Safety relief valves
- Solenoid valves
- Thermostatic expansion valves



PNEUMATICS

Key Markets

- Aerospace
- Conveyor & material handling
- Factory automation
- Life science & medical
- Machine tools
- Packaging machinery
- Transportation & automotive

Key Products

- Air preparation
- Brass fittings & valves
- Manifolds
- Pneumatic accessories
- Pneumatic actuators & grippers
- Pneumatic valves & controls
- Quick disconnects
- Rotary actuators
- Rubber & thermoplastic hose & couplings
- Structural extrusions
- Thermoplastic tubing & fittings
- Vacuum generators, cups & sensors





PROCESS CONTROL

Key Markets

- Chemical & refining
- Food, beverage & dairy
- Medical & dental
- Microelectronics
- Oil & gas
- Power generation

Key Products

- Analytical sample conditioning products & systems
- Fluoropolymer chemical delivery fittings, valves & pumps
- High purity gas delivery fittings, valves & regulators
- Instrumentation fittings, valves & regulators
- Medium pressure fittings & valves
- Process control manifolds



ELECTROMECHANICAL

Key Markets

- Aerospace
- Factory automation
- Life science & medical
- Machine tools
- Packaging machinery
- Paper machinery
- Plastics machinery & converting
- Primary metals
- Semiconductor & electronics
- Textile
- Wire & cable

Key Products

- AC/DC drives & systems
- Electric actuators
- Controllers
- Gantry robots
- Gearheads
- Human machine interfaces
- Industrial PCs
- Inverters
- Linear motors, slides and stages
- Precision stages
- Stepper motors
- Servo motors, drives & controls
- Structural extrusions



FILTRATION

Key Markets

- Food & beverage
- Industrial machinery
- Life sciences
- Marine
- Mobile equipment
- Oil & gas
- Power generation
- Process
- Transportation

Key Products

- Analytical gas generators
- Compressed air & gas filters
- Condition monitoring
- Engine air, fuel & oil filtration & systems
- Hydraulic, lubrication & coolant filters
- Process, chemical, water & microfiltration filters
- Nitrogen, hydrogen & zero air generators



SEALING & SHIELDING

Key Markets

- Aerospace
- Chemical processing
- Consumer
- Energy, oil & gas
- Fluid power
- General industrial
- Information technology
- Life sciences
- Military
- Semiconductor
- Telecommunications
- Transportation

Key Products

- Dynamic seals
- Elastomeric o-rings
- EMI shielding
- Extruded & precision-cut, fabricated elastomeric seals
- Homogeneous & inserted elastomeric shapes
- High temperature metal seals
- Metal & plastic retained composite seals
- Thermal management



FLUID & GAS HANDLING

Key Markets

- Aerospace
- Agriculture
- Bulk chemical handling
- Construction machinery
- Food & beverage
- Fuel & gas delivery
- Industrial machinery
- Mobile
- Oil & gas
- Transportation
- Welding

Key Products

- Brass fittings & valves
- Diagnostic equipment
- Fluid conveyance systems
- Industrial hose
- PTFE & PFA hose, tubing & plastic fittings
- Rubber & thermoplastic hose & couplings
- Tube fittings & adapters
- Quick disconnects

ENGINEERING YOUR SUCCESS.

Parker Worldwide

Europe, Middle East, Africa

AE – United Arab Emirates,
Dubai

Tel: +971 4 8127100
parker.me@parker.com

AT – Austria, Wiener Neustadt

Tel: +43 (0)2622 23501-0
parker.austria@parker.com

AT – Eastern Europe, Wiener
Neustadt

Tel: +43 (0)2622 23501 900
parker.easteurope@parker.com

AZ – Azerbaijan, Baku

Tel: +994 50 2233 458
parker.azerbaijan@parker.com

BE/LU – Belgium, Nivelles

Tel: +32 (0)67 280 900
parker.belgium@parker.com

BG – Bulgaria, Sofia

Tel: +359 2 980 1344
parker.bulgaria@parker.com

BY – Belarus, Minsk

Tel: +375 17 209 9399
parker.belarus@parker.com

CH – Switzerland, Etoy

Tel: +41 (0)21 821 87 00
parker.switzerland@parker.com

CZ – Czech Republic, Klecany

Tel: +420 284 083 111
parker.czechrepublic@parker.com

DE – Germany, Kaarst

Tel: +49 (0)2131 4016 0
parker.germany@parker.com

DK – Denmark, Ballerup

Tel: +45 43 56 04 00
parker.denmark@parker.com

ES – Spain, Madrid

Tel: +34 902 330 001
parker.spain@parker.com

FI – Finland, Vantaa

Tel: +358 (0)20 753 2500
parker.finland@parker.com

FR – France, Contamine s/Arve

Tel: +33 (0)4 50 25 80 25
parker.france@parker.com

GR – Greece, Athens

Tel: +30 210 933 6450
parker.greece@parker.com

HU – Hungary, Budaörs

Tel: +36 23 885 470
parker.hungary@parker.com

IE – Ireland, Dublin

Tel: +353 (0)1 466 6370
parker.ireland@parker.com

IT – Italy, Corsico (MI)

Tel: +39 02 45 19 21
parker.italy@parker.com

KZ – Kazakhstan, Almaty

Tel: +7 7273 561 000
parker.easteurope@parker.com

NL – The Netherlands, Oldenzaal

Tel: +31 (0)541 585 000
parker.nl@parker.com

NO – Norway, Asker

Tel: +47 66 75 34 00
parker.norway@parker.com

PL – Poland, Warsaw

Tel: +48 (0)22 573 24 00
parker.poland@parker.com

PT – Portugal, Leca da Palmeira

Tel: +351 22 999 7360
parker.portugal@parker.com

RO – Romania, Bucharest

Tel: +40 21 252 1382
parker.romania@parker.com

RU – Russia, Moscow

Tel: +7 495 645-2156
parker.russia@parker.com

SE – Sweden, Spånga

Tel: +46 (0)8 59 79 50 00
parker.sweden@parker.com

SK – Slovakia, Banská Bystrica

Tel: +421 484 162 252
parker.slovakia@parker.com

SL – Slovenia, Novo Mesto

Tel: +386 7 337 6650
parker.slovenia@parker.com

TR – Turkey, Istanbul

Tel: +90 216 4997081
parker.turkey@parker.com

UA – Ukraine, Kiev

Tel: +380 44 494 2731
parker.ukraine@parker.com

UK – United Kingdom, Warwick

Tel: +44 (0)1926 317 878
parker.uk@parker.com

ZA – South Africa, Kempton Park

Tel: +27 (0)11 961 0700
parker.southafrica@parker.com

North America

CA – Canada, Milton, Ontario

Tel: +1 905 693 3000

US – USA, Cleveland

Tel: +1 216 896 3000

Asia Pacific

AU – Australia, Castle Hill

Tel: +61 (0)2-9634 7777

CN – China, Shanghai

Tel: +86 21 2899 5000

HK – Hong Kong

Tel: +852 2428 8008

IN – India, Mumbai

Tel: +91 22 6513 7081-85

JP – Japan, Tokyo

Tel: +81 (0)3 6408 3901

KR – South Korea, Seoul

Tel: +82 2 559 0400

MY – Malaysia, Shah Alam

Tel: +60 3 7849 0800

NZ – New Zealand, Mt Wellington

Tel: +64 9 574 1744

SG – Singapore

Tel: +65 6887 6300

TH – Thailand, Bangkok

Tel: +662 186 7000-99

TW – Taiwan, Taipei

Tel: +886 2 2298 8987

South America

AR – Argentina, Buenos Aires

Tel: +54 3327 44 4129

BR – Brazil, Sao Jose dos Campos

Tel: +55 800 727 5374

CL – Chile, Santiago

Tel: +56 2 623 1216

MX – Mexico, Apodaca

Tel: +52 81 8156 6000

European Product Information Centre

Free phone: 00 800 27 27 5374

(from AT, BE, CH, CZ, DE, DK, EE, ES, FI,
FR, IE, IL, IS, IT, LU, MT, NL, NO, PL, PT, RU,
SE, SK, UK, ZA)



Parker Hannifin Ltd.

Tachbrook Park Drive

Tachbrook Park,

Warwick, CV34 6TU

United Kingdom

Tel.: +44 (0) 1926 317 878

Fax: +44 (0) 1926 317 855

parker.uk@parker.com

www.parker.com